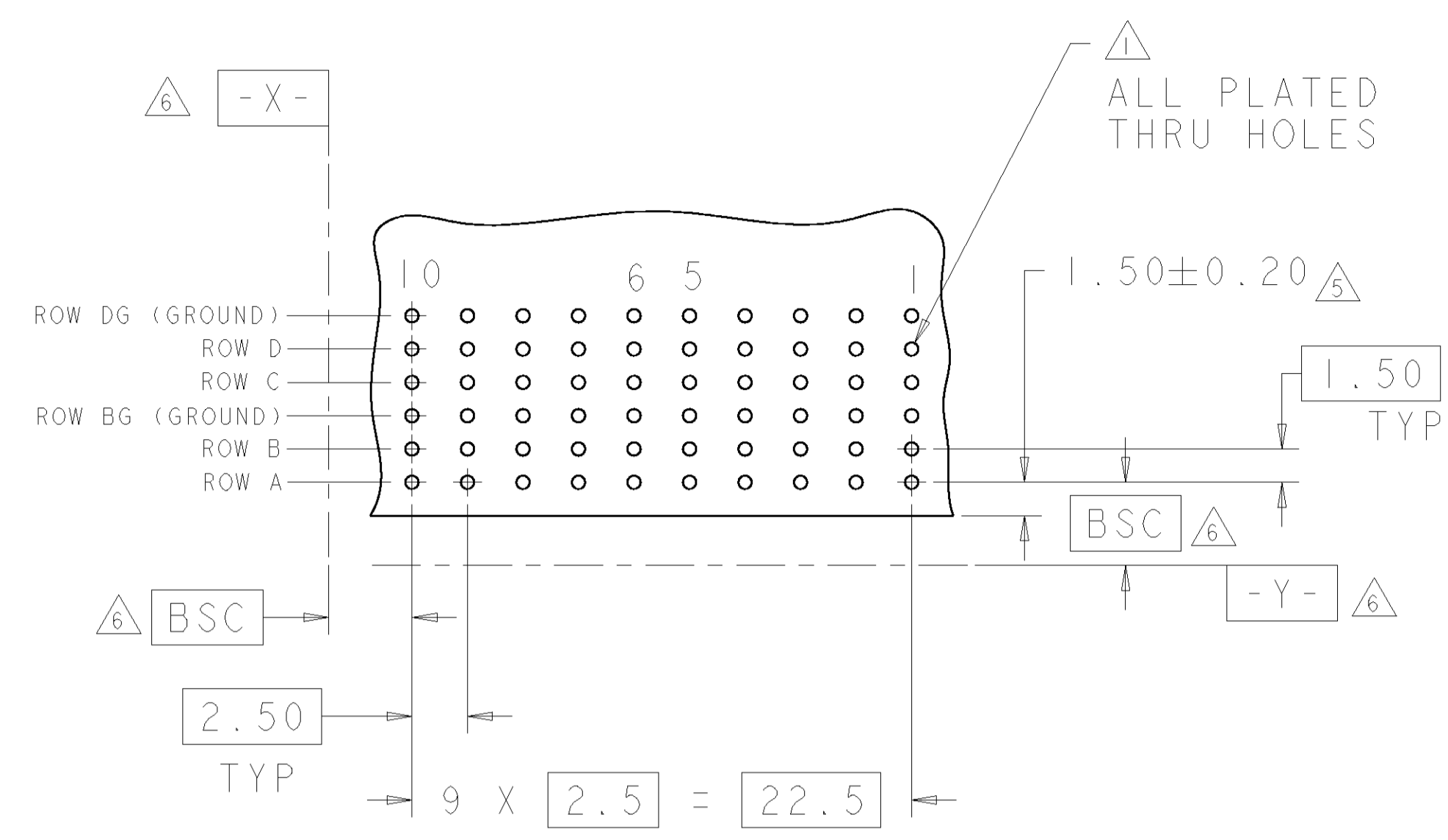
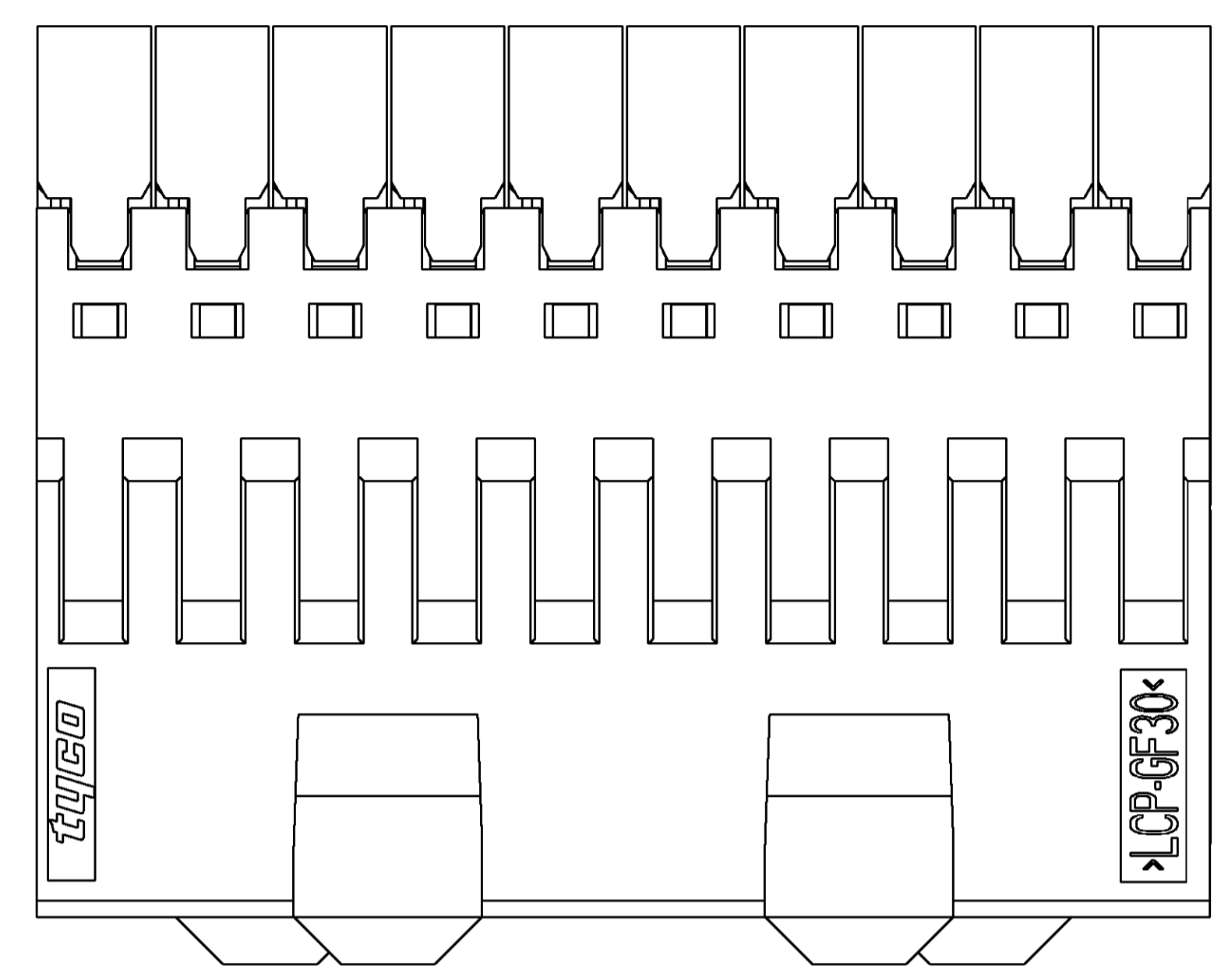
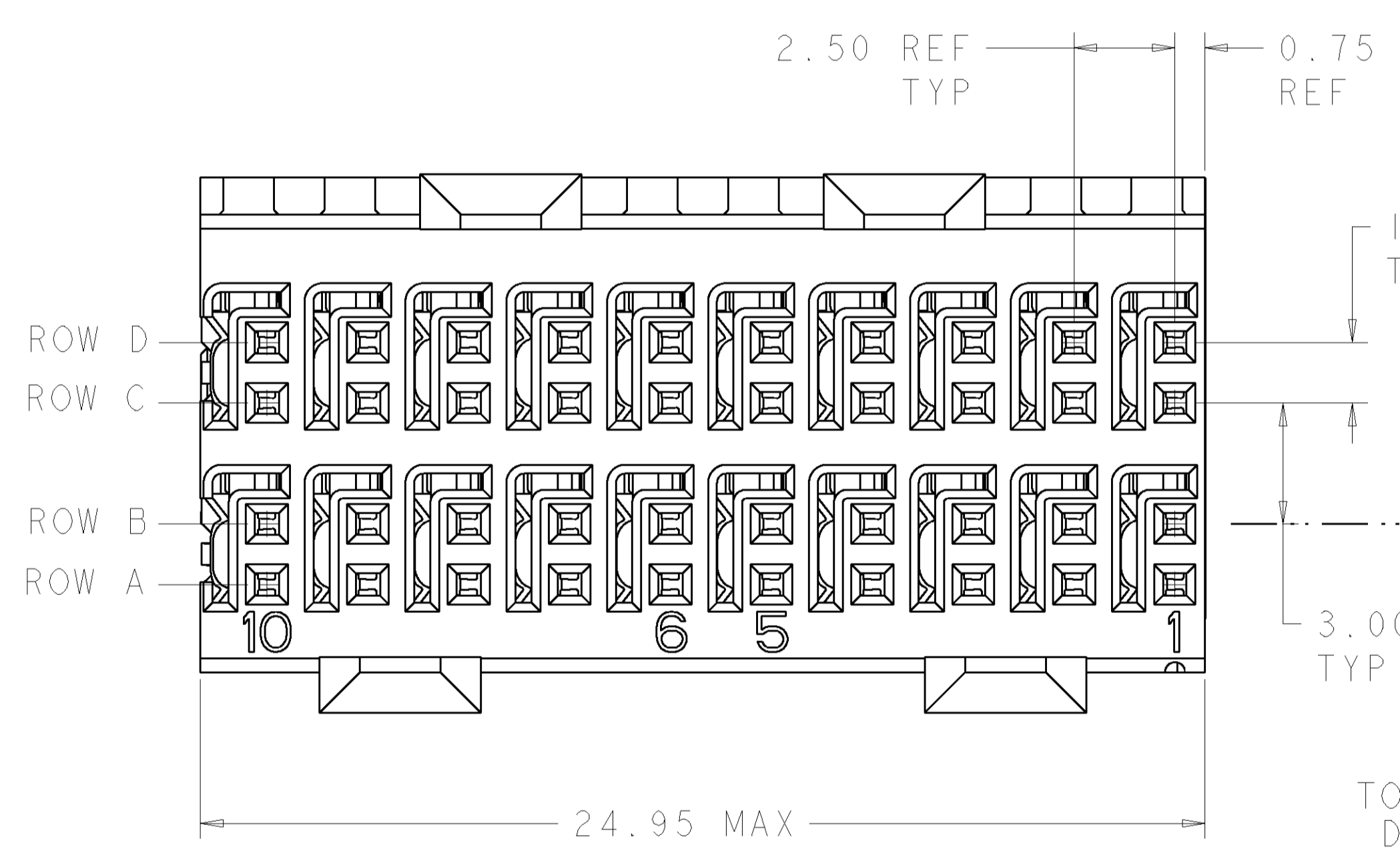


| LOC | | DIST | | REVISIONS | | | |
|-----|----|------|-----|--------------------------|-----------|-----|------|
| AD | 00 | P | LTR | DESCRIPTION | DATE | DWN | APVD |
| | | 0 | | REVISED PER 0512-0183-02 | 10JUL2002 | DKS | WFS |
| | | A | | REV PER 0512-0442-03 | 02FEB2004 | RG | BP |
| | | B | | REV PER ECO-07-010692 | 10MAY2007 | BC | RP |
| | | - | | - | - | - | - |

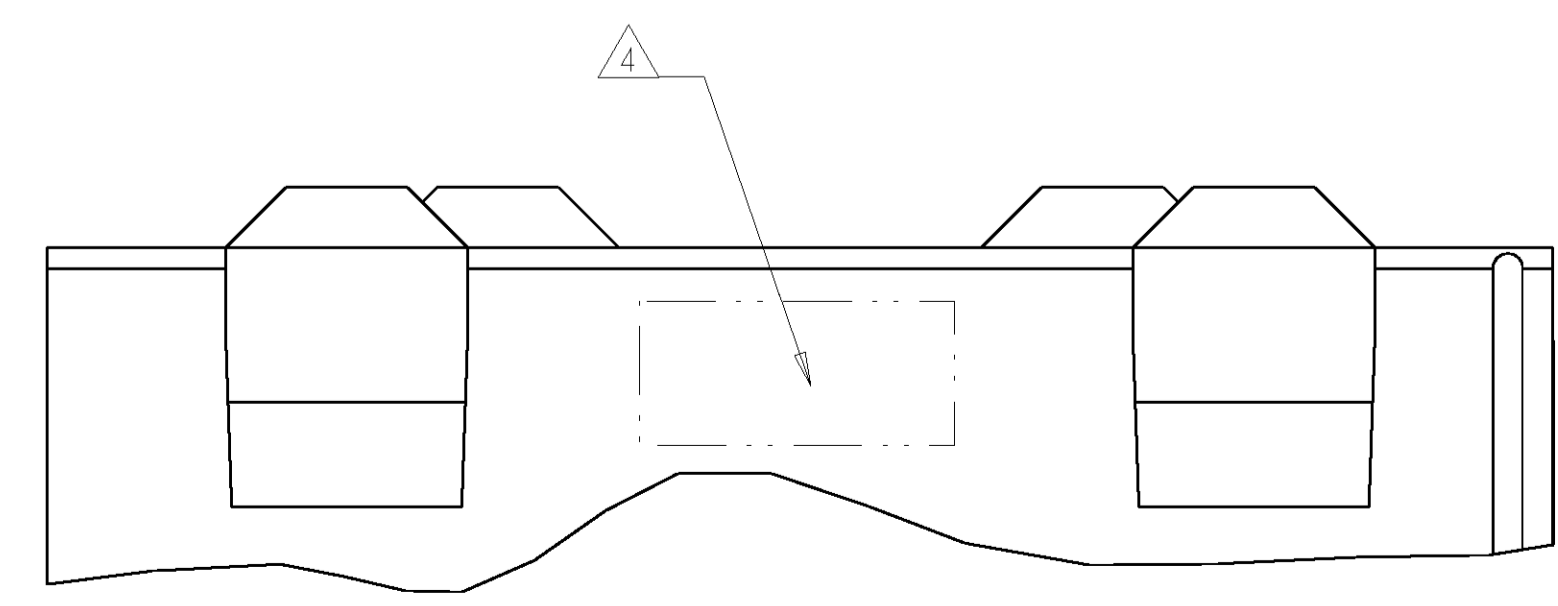
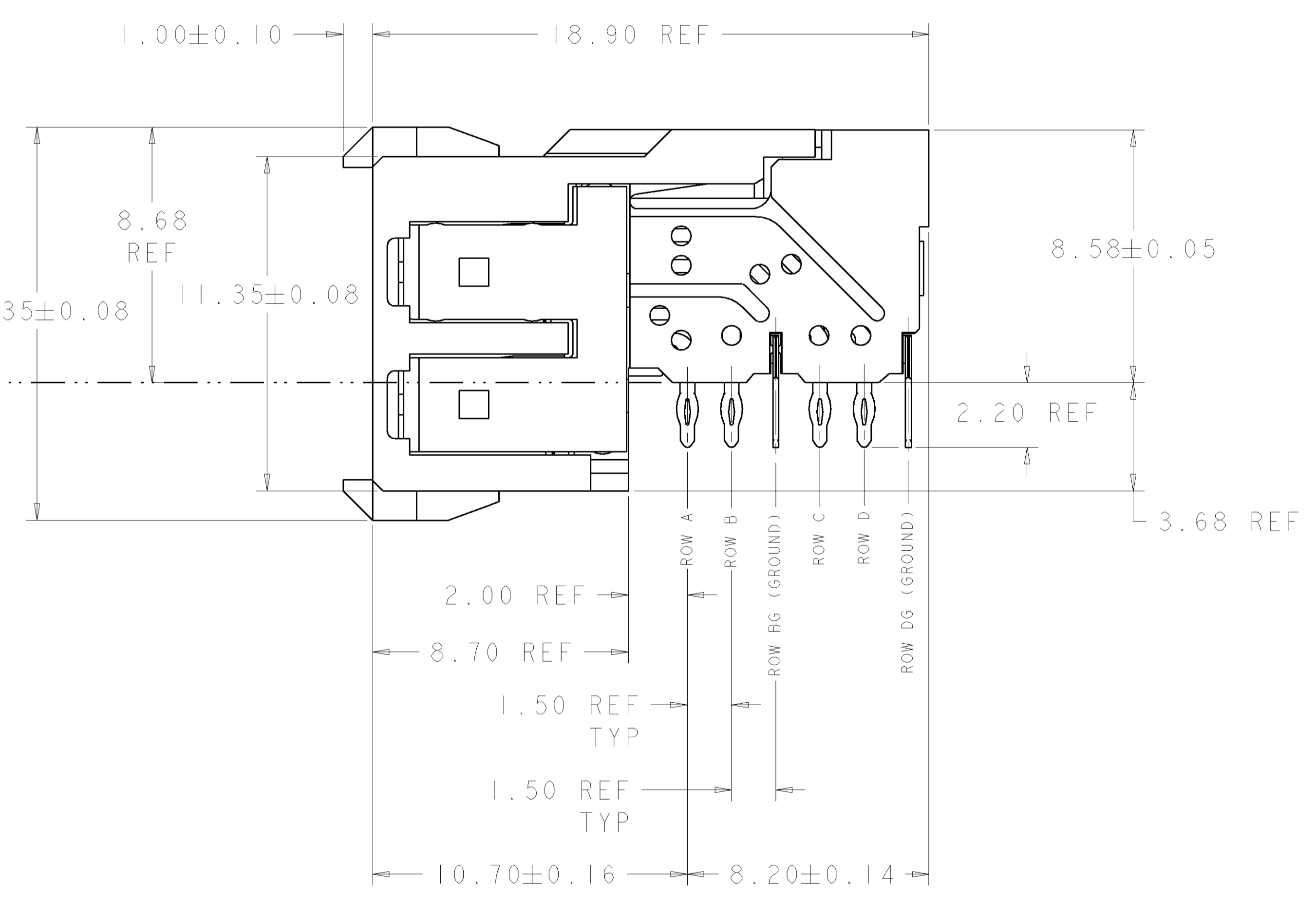


- 1. REFERENCE APPLICATION SPEC 114-13059 FOR RECOMMENDED PLATED THRU HOLE DIAMETER AND PLATING THICKNESSES.
- 2. MATERIAL:
 SHIELD - PHOSPHOR BRONZE
 CONTACT - COPPER-NICKEL-SILICON
 HOUSING, CHICKLET AND CHICKLET COVER - GLASS FILLED POLYESTER, UL 94V-0 RATED.
- 3. FINISH: CONTACT AND SHIELD
 MATING AREA - 0.76µm MIN GOLD OVER 1.27µm MIN NICKEL
 COMPLIANT PIN AREA - 0.5µm MIN BRIGHT TIN-LEAD OVER 1.27µm MIN NICKEL
- 4. CONNECTOR MARKED WITH PART NUMBER AND DATE CODE IN APPROXIMATE AREA SHOWN
- 5. DIMENSION APPLIES TO CENTERLINE OF THRU HOLE.
- 6. DATUMS AND BASIC DIMENSIONS ESTABLISHED BY CUSTOMER.
- 7. CONTACT AREA LUBRICATED WITH BELLCORE APPROVED LUBRICANT. TECHNICAL REFERENCE: GR-1217-CORE, ISSUE 1, NOVEMBER 1995.

RECOMMENDED PC BOARD LAYOUT, DAUGHTER BOARD, COMPONENT SIDE SHOWN SCALE 4:1



TOP SURFACE OF DAUGHTER CARD



1469028-1
 PART NUMBER

| | | | | | | | |
|-------------|----------|--|---------|---------------------------|---------|---|------------------------------|
| DIMENSIONS: | | TOLERANCES UNLESS OTHERWISE SPECIFIED: | | DWN R. S. KLINE 12OCT2000 | | Tyco Electronics Tyco Electronics Harrisburg, PA 17105-3608 | |
| mm | 0 PLC ± | 1 PLC ± | 2 PLC ± | 3 PLC ± | 4 PLC ± | ENGR R. PATTERSON 10MAY2007 | NAME R. PATTERSON 10MAY2007 |
| | ANGLES ± | FINISH ± | | | | PRODUCT SPEC | APPLICATION SPEC |
| MATERIAL | | | | | | SIZE CAGE CODE DRAWING NO | RESTRICTED TO |
| | | | | | | 00779 C=1469028 | |
| | | | | | | WEIGHT | SCALE 8:1 SHEET 1 OF 1 REV B |
| | | | | | | CUSTOMER DRAWING | |