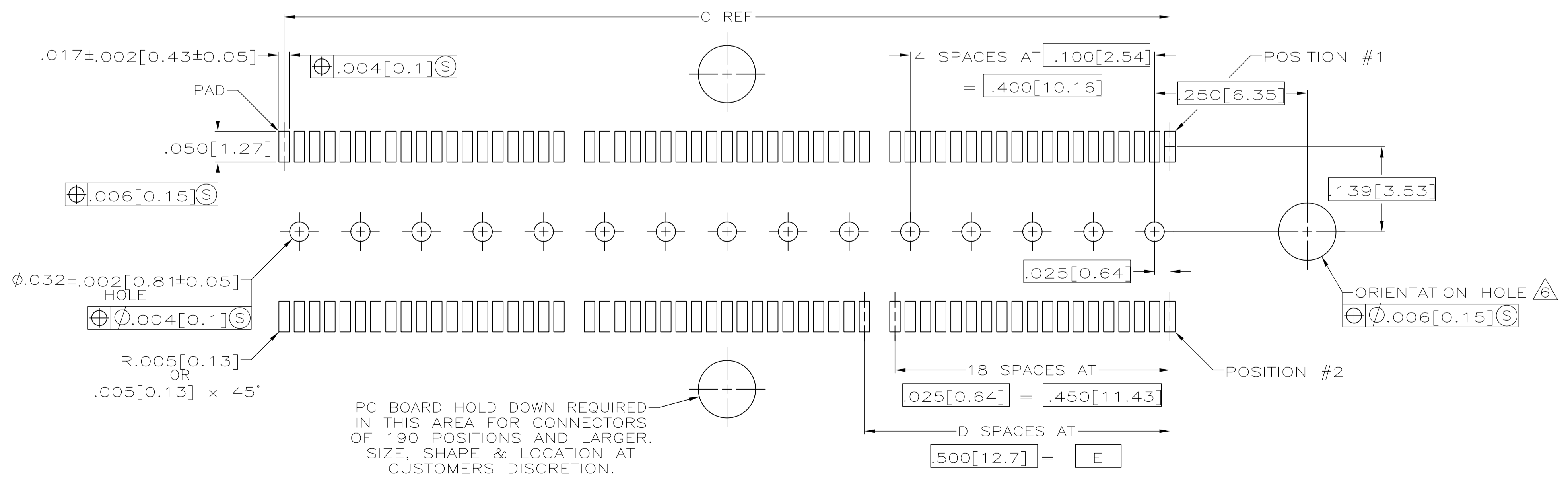
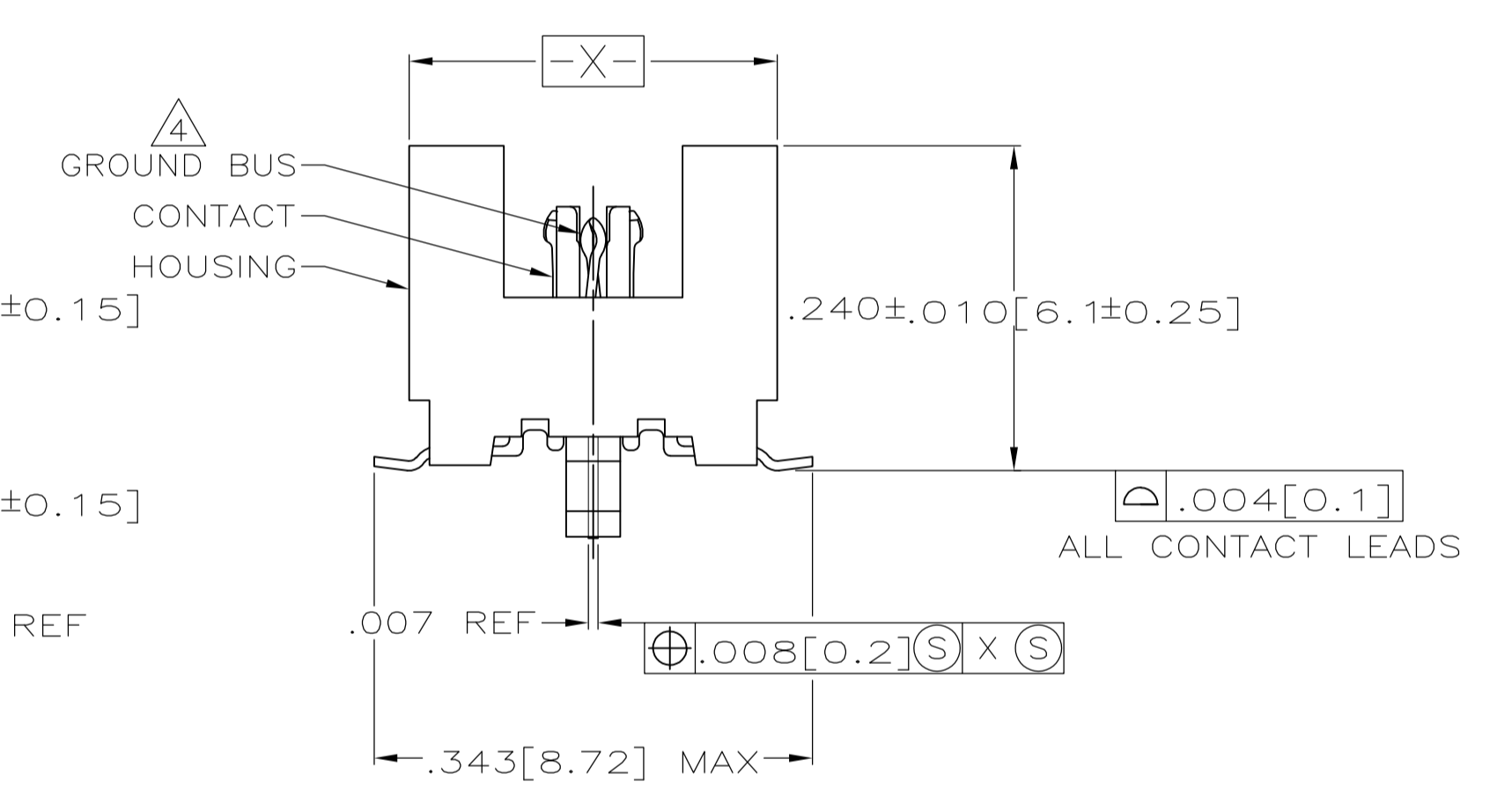
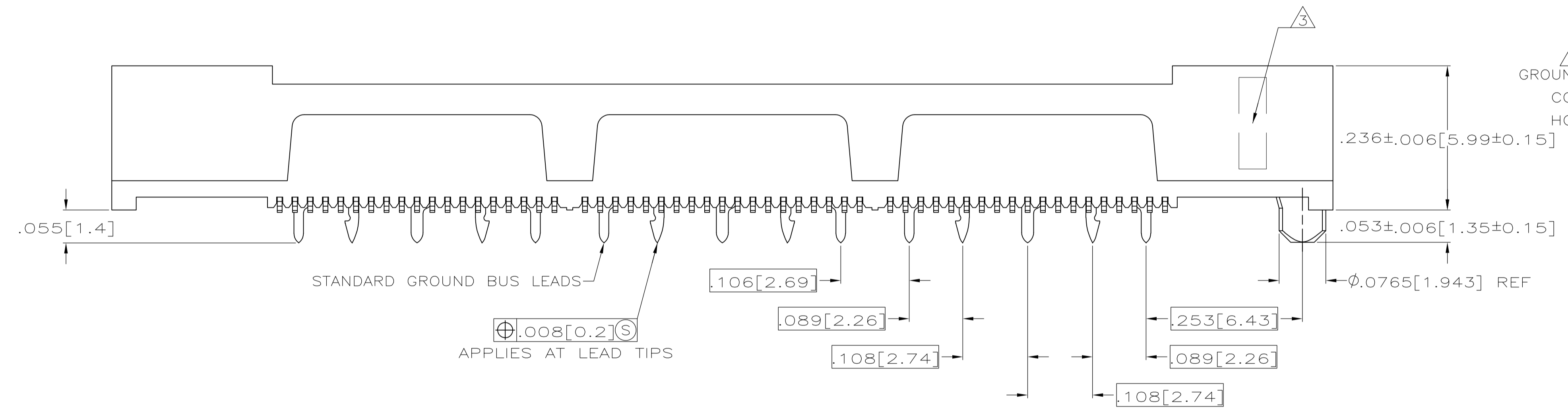


- $\triangle 1$ HOUSING: LIQUID CRYSTAL POLYMER, COLOR BLACK.
CONTACTS: HIGH RELIABILITY COPPER ALLOY.
GROUND BUSES: PHOSPHOR BRONZE ALLOY, UNS C51100.
- $\triangle 2$ CONTACTS & GROUND BUSES: NICKEL UNDERPLATE ALL OVER, MATING SURFACE PLATED TO MEET LEVEL 1 PERFORMANCE REQUIREMENTS OF TE PRODUCT SPECIFICATION 108-1422, SOLDER TAILS PLATED TIN-LEAD.
- $\triangle 3$ DATE CODE MARKED IN AREA INDICATED ON SIDE OPPOSITE POSITION #1.
- $\triangle 4$ ONE GROUND BUS WITH 5 TAILS PER EACH MODULE.
- $\triangle 5$ TOLERANCE NON-ACCUMULATIVE.
- $\triangle 6$ FOR STANDARD APPLICATIONS, ORIENTATION HOLE TO BE $\phi .094 \pm .002 \begin{bmatrix} 2.39 \pm 0.05 \end{bmatrix}$.
FOR SLIP-FIT APPLICATIONS, ORIENTATION HOLE TO BE $\phi .079 \pm .001 \begin{bmatrix} 2.00 \pm 0.03 \end{bmatrix}$.



RECOMMENDED PC BOARD LAYOUT
(VIEWED FROM CONNECTOR SIDE)

3.000 [76.2]	6	3.450 [87.63]	3.900 [99.06]	4.000 [101.6]	266	2-767004-8
2.500 [63.5]	5	2.950 [74.93]	3.400 [86.36]	3.500 [88.9]	228	2-767004-7
2.000 [50.8]	4	2.450 [62.23]	2.900 [73.66]	3.000 [76.2]	190	2-767004-6
1.500 [38.1]	3	1.950 [49.53]	2.400 [60.96]	2.500 [63.5]	152	2-767004-5
1.000 [25.4]	2	1.450 [36.83]	1.900 [48.26]	2.000 [50.8]	114	2-767004-4
.500 [12.7]	1	.950 [24.13]	1.400 [35.56]	1.500 [38.1]	76	2-767004-3
.000 [0]	0	.450 [11.43]	.900 [22.86]	1.000 [25.4]	38	2-767004-2
E	D	C	B	A	NO OF POS	PART NUMBER

THIS DRAWING IS A CONTROLLED DOCUMENT.

DIMENSIONS: INCHES

TOLERANCES UNLESS OTHERWISE SPECIFIED:

0 PLC	±	-
1 PLC	±	-
2 PLC	±	-
3 PLC	±	.005(0.13)
4 PLC	±	-
ANGLES	±	-

MATERIAL $\triangle 1$ FINISH $\triangle 2$

APPROVED: J. GERACE, P. MATAR, A. MONK

DATE: 7-30-96

NAME: RECEPTACLE ASSEMBLY, VERTICAL, .025[0.64]CL, GULL WING LEADS, MICTOR

PRODUCT SPEC: 108-1422

APPLICATION SPEC: 114-11004

SIZE: A1

WEIGHT: -

CAGE CODE: 00779

DRAWING NO: 767004

RESTRICTED TO: -

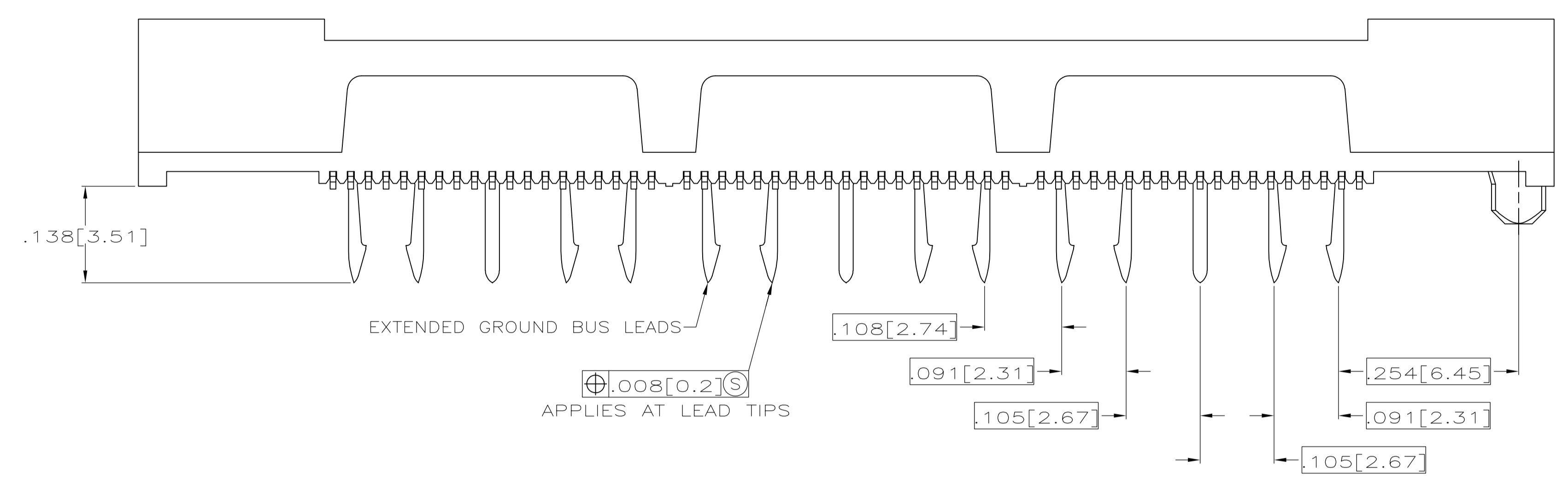
CUSTOMER DRAWING

SCALE: 8:1

SHEET: 1 OF 2

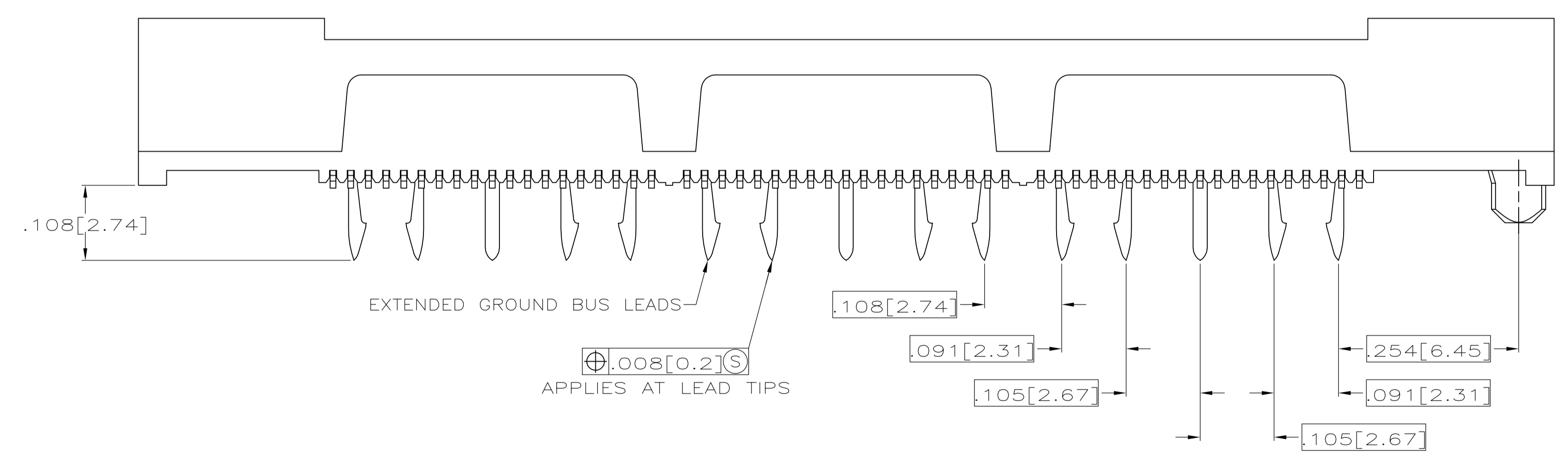
REV: AC

THESE PART NUMBERS ARE THE SAME AS 2-767004-2 THRU 2-767004-8 EXCEPT AS SHOWN



OBSOLETE	3.000 [76.2]	6	3.450 [87.63]	3.900 [99.06]	4.000 [101.6]	266	1-767004-4
OBSOLETE	2.500 [63.5]	5	2.950 [74.93]	3.400 [86.36]	3.500 [88.9]	228	1-767004-3
OBSOLETE	2.000 [50.8]	4	2.450 [62.23]	2.900 [73.66]	3.000 [76.2]	190	1-767004-2
OBSOLETE	1.500 [38.1]	3	1.950 [49.53]	2.400 [60.96]	2.500 [63.5]	152	1-767004-1
OBSOLETE	1.000 [25.4]	2	1.450 [36.83]	1.900 [48.26]	2.000 [50.8]	114	1-767004-0
OBSOLETE	.500 [12.7]	1	.950 [24.13]	1.400 [35.56]	1.500 [38.1]	76	767004-9
OBSOLETE	.000 [0]	0	.450 [11.43]	.900 [22.86]	1.000 [25.4]	38	767004-8
	E	D	C	B	A	NO. OF POS	PART NUMBER

THESE PART NUMBERS ARE THE SAME AS 2-767004-2 THRU 2-767004-8 EXCEPT AS SHOWN



OBSOLETE	3.000 [76.2]	6	3.450 [87.63]	3.900 [99.06]	4.000 [101.6]	266	767004-7
OBSOLETE	2.500 [63.5]	5	2.950 [74.93]	3.400 [86.36]	3.500 [88.9]	228	767004-6
OBSOLETE	2.000 [50.8]	4	2.450 [62.23]	2.900 [73.66]	3.000 [76.2]	190	767004-5
OBSOLETE	1.500 [38.1]	3	1.950 [49.53]	2.400 [60.96]	2.500 [63.5]	152	767004-4
OBSOLETE	1.000 [25.4]	2	1.450 [36.83]	1.900 [48.26]	2.000 [50.8]	114	767004-3
OBSOLETE	.500 [12.7]	1	.950 [24.13]	1.400 [35.56]	1.500 [38.1]	76	767004-2
OBSOLETE	.000 [0]	0	.450 [11.43]	.900 [22.86]	1.000 [25.4]	38	767004-1
	E	D	C	B	A	NO. OF POS	PART NUMBER

THIS DRAWING IS A CONTROLLED DOCUMENT.		DIN 7-25-97 J. GERACE		Tyco Electronics Corporation Harrisburg, PA 17105-3608	
DIMENSIONS: INCHES		TOLERANCES UNLESS OTHERWISE SPECIFIED:		APVD: A. MONK NAME: RECEPTACLE ASSEMBLY, VERTICAL, .025 [0.64] CL, GULL WING LEADS, MICTOR	
0. PLC ± -		1. PLC ± -		PRODUCT SPEC: 108-1422	
2. PLC ± -		3. PLC ± .005 (0.13)		APPLICATION SPEC: 114-11004	
4. PLC ± -		ANGLES ± -		SIZE: A1 CAGE CODE: 00779 DRAWING NO: 767004	
MATERIAL: 1		FINISH: 2		WEIGHT: -	
CUSTOMER DRAWING				SCALE: 8:1 SHEET 2 OF 2 REV. AC	