

(1.27 mm) .050"

SEAM SERIES

# HIGH-SPEED/HIGH-DENSITY OPEN-PIN-FIELD

## SPECIFICATIONS

For complete specifications and recommended PCB layouts see [www.samtec.com?SEAM](http://www.samtec.com?SEAM)

**Insulator Material:**

Black LCP

**Contact Material:**

Copper Alloy

**Operating Temp Range:**

-55 °C to +125 °C

**Current Rating**

(7 mm stack height):

2.7 A per pin

(10 adjacent pins powered)

**Plating:**

Au or Sn over

50 μ" (1.27 μm) Ni

**Working Voltage:**

240 VAC

**RoHS Compliant:**

Yes (-2 Solder type only)

**Lead-Free Solderable:**

Yes

## RECOGNITIONS

For complete scope of recognitions see [www.samtec.com/quality](http://www.samtec.com/quality)



## STANDARDS

- VITA 47
- VITA 57.1 FMC
- VITA 57.4 FMC+
- VITA 74 VNX
- PISMO™ 2

Visit [www.samtec.com/standards](http://www.samtec.com/standards) for more information.

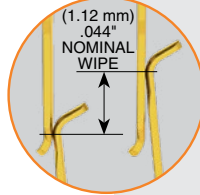
SEAM LEAD STYLE	MATED HEIGHTS			
	SEAF LEAD STYLE			
	-05.0	-06.0	-06.5	-07.5
-02.0	7 mm	8 mm	8.5 mm	9.5 mm
-03.0	8 mm	9 mm	9.5 mm	10.5 mm
-03.5	8.5 mm	9.5 mm	10 mm	11 mm
-06.5	11.5 mm	12.5 mm	13 mm	14 mm
-07.0	12 mm	13 mm	13.5 mm	14.5 mm
-09.0	14 mm	15 mm	15.5 mm	16.5 mm
-11.0	16 mm	17 mm	17.5 mm	18.5 mm

**Notes:**  
IPC-A-610F & IPC-J-STD-001F  
Class 3 solder joint.

Some sizes, styles and options are non-standard, non-returnable.

**Mates with:**  
SEAF, SEAFP

**Standoffs:**  
JSO



Low insertion/extraction forces

Up to 500 Pins



Solder charges

## HIGH-SPEED CHANNEL PERFORMANCE

SEAF/SEAM @ 10 mm Mated Stack Height

Rating based on Samtec reference channel.  
For full SI performance data visit [Samtec.com](http://Samtec.com) or contact [SIG@samtec.com](mailto:SIG@samtec.com)

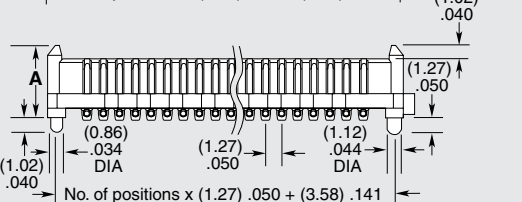
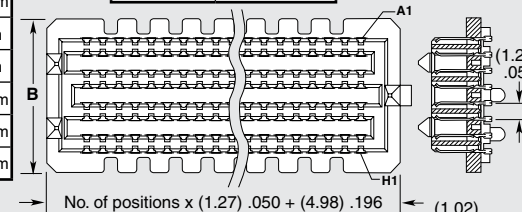
PAM 4  
**56**  
Gbps

## OTHER SOLUTIONS

- Up to 560 pins


SEAM	NO. PINS PER ROW	LEAD STYLE	PLATING OPTION	NO. OF ROWS	SOLDER TYPE	A	K	"X"R
	-10, -15, -20, -30, -40, -50 (-10 only available in 04 row) (-15 is only available in 4 Row with -02.0 lead style and 10 row with any lead style)	Specify LEAD STYLE from chart	-L = 10 μ" (0.25 μm) Gold on contact area, Matte Tin on solder tail  -S = 30 μ" (0.76 μm) Gold on contact area, Matte Tin on solder tail	-04 = Four Rows (-06.5 not available) -05 = Five Rows (-06.5 not available) -06 = Six Rows (-06.5 not available) -08 = Eight Rows -10 = Ten Rows	-1 = Tin/Lead Alloy Solder Charge  -2 = Lead-Free Solder Charge	-A = Alignment Pins (Required. Arrays will not self-center on solder pads)  -K = Polyimide film Pick & Place Pad  -TR = Tape & Reel  -FR = Full Reel Tape & Reel Packaging (Must order max. quantities per reel. Contact Samtec for parts per reel)		

NO. OF ROWS	B
-04	(7.06) .278
-05, -06	(9.60) .378
-08	(12.14) .478
-10	(14.68) .578



LEAD STYLE	A
-02.0	(5.61) .221
-03.0	(6.60) .260
-03.5	(7.11) .280
-06.5	(10.16) .400
-07.0	(10.59) .417
-09.0	(12.60) .496
-11.0	(14.61) .575

## POWER/SIGNAL APPLICATION



Due to technical progress, all designs, specifications and components are subject to change without notice.

[WWW.SAMTEC.COM](http://WWW.SAMTEC.COM)

All parts within this catalog are built to Samtec's specifications. Customer specific requirements must be approved by Samtec and identified in a Samtec customer-specific drawing to apply.

# Mouser Electronics

Authorized Distributor

Click to View Pricing, Inventory, Delivery & Lifecycle Information:

## Samtec:

[SEAM-20-03.5-S-10-2-A-K-TR](#) [SEAM-30-02.0-S-06-2-A-K-TR](#) [SEAM-50-02.0-S-08-2-A-K-TR](#) [SEAM-20-03.5-S-08-2-A-K-TR](#) [SEAM-20-07.0-S-08-2-A-K-TR](#) [SEAM-50-02.0-L-10-2-A-K-TR](#) [SEAM-50-01-L-06-2-RA-GP-TR](#) [SEAM-50-02.0-L-10-2-A-GP-K-TR](#) [SEAM-20-11.0-S-06-2-A-K-TR](#) [SEAM-30-02.0-L-06-2-A-K-TR](#) [SEAM-50-11.0-S-06-2-A-K-TR](#) [SEAM-40-06.5-S-10-1-A-K-TR](#) [SEAM-40-02.0-S-04-2-A-K-TR](#) [SEAM-30-02.0-L-04-2-A-K-TR](#) [SEAM-40-07.0-S-10-2-A-K-TR](#) [SEAM-50-02.0-S-04-1-A-GP-K-TR](#) [SEAM-20-02.0-L-08-2-A-K-TR](#) [SEAM-40-11.0-L-10-1-A-K-TR](#) [SEAM-50-02.0-L-04-2-A-GP-K-TR](#) [SEAM-50-03.0-S-08-2-A-K-TR](#) [SEAM-30-02.0-S-08-2-A-K-TR](#) [SEAM-40-02.0-L-04-2-A-K-TR](#) [SEAM-20-01-L-06-2-RA-K-TR](#) [SEAM-40-02.0-L-04-2-A-GP-K-TR](#) [SEAM-20-02.0-L-04-2-A-GP-K-TR](#) [SEAM-30-02.0-L-04-2-A-GP-K-TR](#) [SEAM-50-02.0-S-10-2-A-K-TR](#) [SEAM-30-11.0-L-06-2-A-K-TR](#) [SEAM-20-11.0-S-08-2-A-K-TR](#) [SEAM-20-02.0-S-04-2-A-K-TR](#) [SEAM-10-03.5-L-04-2-A-K-TR](#) [SEAM-40-03.0-L-10-2-A-K-TR](#) [SEAM-40-06.5-L-10-2-A-K-TR](#) [SEAM-40-03.5-L-10-2-A-K-TR](#) [SEAM-20-02.0-S-06-2-A-K-TR](#) [SEAM-20-02.0-L-04-2-A-K-TR](#) [SEAM-30-03.5-S-10-2-A-K-TR](#) [SEAM-40-02.0-L-06-2-A-GP-K-TR](#) [SEAM-40-09.0-S-10-2-A-K-TR](#) [SEAM-20-03.0-S-08-2-A-K-TR](#) [SEAM-40-11.0-S-10-1-A-K-TR](#) [SEAM-30-03.5-S-06-2-A-K-TR](#) [SEAM-40-02.0-S-10-2-A-GP-K-TR](#) [SEAM-50-11.0-S-10-2-A-K-TR](#) [SEAM-40-02.0-L-06-2-A-K-TR](#) [SEAM-40-02.0-L-10-1-A-K-TR](#) [SEAM-40-11.0-S-08-2-A-K-TR](#) [SEAM-20-11.0-L-10-2-A-K-TR](#) [SEAM-30-02.0-S-08-1-A-K-TR](#) [SEAM-20-03.5-S-06-2-A-K-TR](#) [SEAM-40-02.0-S-10-2-A-K-TR](#) [SEAM-30-03.5-S-04-2-A-K-TR](#) [SEAM-40-03.5-S-06-2-A-K-TR](#) [SEAM-20-02.0-S-10-1-A-K-TR](#) [SEAM-30-02.0-L-08-2-A-K-TR](#) [SEAM-30-11.0-S-04-2-A-K-TR](#) [SEAM-50-02.0-S-08-1-A-K-TR](#) [SEAM-40-01-L-08-1-RA-TR](#) [SEAM-40-11.0-L-10-2-A-K-TR](#) [SEAM-40-01-S-10-2-RA-K-TR](#) [SEAM-20-02.0-S-04-1-A-K-TR](#) [SEAM-30-03.5-L-08-2-A-K-TR](#) [SEAM-30-02.0-S-06-1-A-K-TR](#) [SEAM-40-03.5-S-08-2-A-K-TR](#) [SEAM-40-06.5-S-10-2-A-K-TR](#) [SEAM-20-03.5-L-08-2-A-K-TR](#) [SEAM-40-11.0-L-06-2-A-K-TR](#) [SEAM-30-11.0-S-10-2-A-K-TR](#) [SEAM-30-03.0-S-06-2-A-K-TR](#) [SEAM-50-02.0-L-08-1-A-K-TR](#) [SEAM-10-02.0-S-04-1-A-K-TR](#) [SEAM-20-07.0-S-04-2-A-K-TR](#) [SEAM-20-11.0-S-10-2-A-K-TR](#) [SEAM-50-02.0-L-06-2-A-GP-K-TR](#) [SEAM-20-02.0-L-06-2-A-K-TR](#) [SEAM-10-02.0-L-04-1-A-K-TR](#) [SEAM-50-02.0-S-04-2-A-K-TR](#) [SEAM-40-03.0-S-04-2-A-K-TR](#) [SEAM-20-03.0-S-04-2-A-K-TR](#) [SEAM-50-11.0-S-08-2-A-K-TR](#) [SEAM-40-01-L-10-2-RA-K-TR](#) [SEAM-30-02.0-S-04-2-A-K-TR](#) [SEAM-40-02.0-S-08-2-A-K-TR](#) [SEAM-30-03.5-L-06-2-A-K-TR](#) [SEAM-30-07.0-S-08-2-A-K-TR](#) [SEAM-50-03.5-S-08-2-A-K-TR](#) [SEAM-40-03.0-S-06-2-A-K-TR](#) [SEAM-20-11.0-L-04-2-A-K-TR](#) [SEAM-20-02.0-S-08-2-A-K-TR](#) [SEAM-40-11.0-S-06-2-A-K-TR](#) [SEAM-40-02.0-L-10-2-A-K-TR](#) [SEAM-30-03.5-S-08-2-A-K-TR](#) [SEAM-30-03.5-L-04-2-A-K-TR](#) [SEAM-50-02.0-L-08-2-A-K-TR](#) [SEAM-30-02.0-S-10-2-A-K-TR](#) [SEAM-40-02.0-L-10-2-A-GP-K-TR](#) [SEAM-40-02.0-S-08-1-A-K-TR](#) [SEAM-50-11.0-L-10-2-A-K-TR](#) [SEAM-50-02.0-L-06-2-A-K-TR](#) [SEAM-40-07.0-S-06-2-A-K-TR](#)