


SMT Power Inductors - DO5022H Series

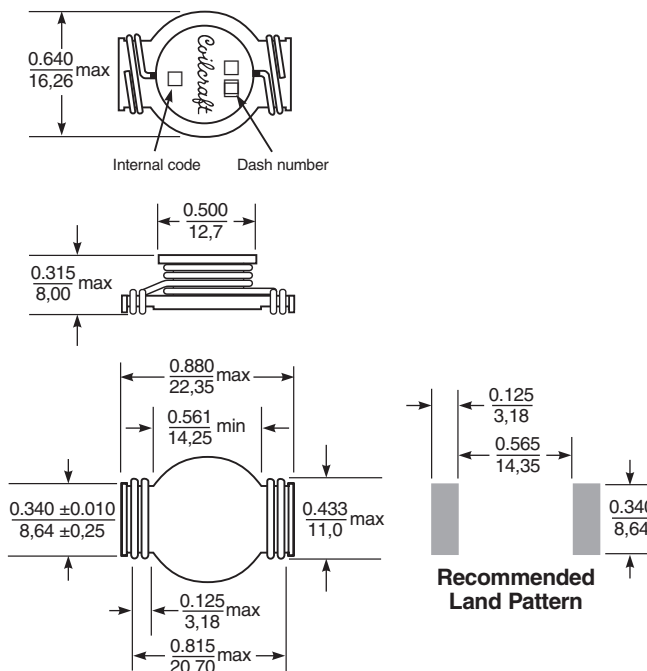


We now offer an improved version of this series: DO5010H.

It is electrically equivalent, has a smaller footprint and comes in more inductance values. We will, however, continue to produce the DO5022H indefinitely.

This family of inductors was designed for high current, low-voltage DC-DC converter applications, especially the latest generation of 3.3 V microprocessors. Current ratings up to 15 A rms and saturation currents up to 30 A are available.

These parts are only 8,0 mm high and have exceptionally low DC resistance thanks to the use of heavier gauge wire. The DO5022H Series has been optimized for reliable surface mounting with a large flat top and self-leaded design. In addition to the standard parts shown, custom values are available.



Parts/reel: 13" 250 Tape width: 44 mm
For packaging data see Tape and Reel Specifications section.

Weight: 3.673 – 4.426 g

S-Parameter files

ON OUR WEB SITE

SPICE models

ON OUR WEB SITE



www.coilcraft.com

US +1-847-639-6400 sales@coilcraft.com
UK +44-1236-730595 sales@coilcraft-europe.com
Taiwan +886-2-2264 3646 sales@coilcraft.com.tw
China +86-21-6218 8074 sales@coilcraft.com.cn
Singapore +65-6484 8412 sales@coilcraft.com.sg

Part Number ¹	Inductance ² ($\mu\text{H} \pm 20\%$)	DCR max (m Ω)	SRF ³ typ (MHz)	Isat ⁴ (A)	Irms ⁵ (A)
DO5022H-781ML_	0.78	2.6	156	30	15
DO5022H-152ML_	1.5	4.0	100	25	15
DO5022H-222ML_	2.2	6.1	75	20	12
DO5022H-332ML_	3.3	8.6	60	17	10
DO5022H-392ML_	3.9	10	55	15	9.0
DO5022H-472ML_	4.7	14	40	13	8.4
DO5022H-602ML_	6.0	17	35	12	7.5
DO5022H-782ML_	7.8	18	35	11	7.5
DO5022H-103ML_	10	26	28	10	6.0
DO5022H-153ML_	15	32	20	8	4.4

1. When ordering, please specify **packaging code**:

DO5022H-153MLD

Packaging: D = 13" machine-ready reel. EIA-481 embossed plastic tape. Quantities less than full reel available: in tape (not machine ready) or with leader and trailer (\$25 charge).

B = Less than full reel. In an effort to simplify our part numbering system, Coilcraft is eliminating the need for multiple packaging codes. When ordering, simply change the last letter of your part number from B to D..

- Inductance tested at 100 kHz, 0.1 Vrms.
- SRF measured using Agilent/HP8753D network analyzer.
- DC current at 25°C that causes an inductance drop of 10% (typ) from its value without current.
- Current that causes a 40°C temperature rise from 25°C ambient. This information is for reference only and does not represent absolute maximum ratings.
- Operating temperature range –40°C to +85°C.
- Electrical specifications at 25°C.

Refer to Doc 362 "Soldering Surface Mount Components" before soldering.

Document 181-1 Revised 01/15/20

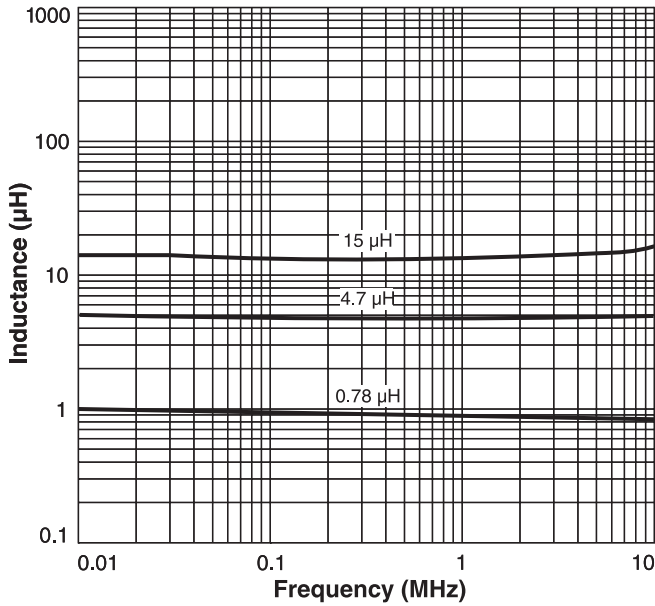
© Coilcraft Inc. 2022

This product may not be used in medical or high risk applications without prior Coilcraft approval. Specification subject to change without notice. Please check web site for latest information.



SMT Power Inductors - DO5022H Series

Typical L vs Frequency



Typical L vs Current

