

Mini-Mox

Precision Thick Film Axial Terminal High Voltage/High Resistance



FEATURES

- Wide resistance ranges
- Silicone or epoxy coating
- Metal oxide resistive element

APPLICATIONS

- Avionics
- Medical electronics
- High gain feedback applications
- Current pulse limiters
- Vacuum and space application

The Mini-Mox resistor is very versatile, covering a wide resistance range as well as a wide range of operating voltages. Provided with tolerances down to 0.5%, the Mini-Mox resistor works well in precision circuits.

SERIES SPECIFICATIONS

Ohmite Series	Resistance Range (Ohms)	Power	Voltage Rating	Available Tolerances*	Capacitance (pf)
• High-temperature (silicone coated)		@70°C			
MOX-400-22	500Ω to 300,000M	0.35W	2,500V	1% to 20%	1.00
MOX-750-22	750Ω to 600,000M	0.70W	5,000V	1% to 20%	0.75
MOX1125-22	1K to 1,000,000M	1.40W	7,500V	1% to 20%	0.25
• Standard (epoxy coated)		@25°C			
MOX-400-23	500Ω to 300,000M	0.75W	2,500V	0.5% to 20%	1.00
MOX-750-23	1K to 600,000M	1.00W	5,000V	0.5% to 20%	0.75
MOX1125-23	1K to 1,000,000M	1.50W	7,500V	0.5% to 20%	0.25

*Some tolerances are not available over the entire resistance range.

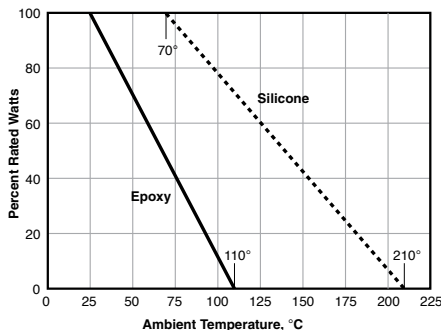
CHARACTERISTICS

Resistor	Metal Oxide
Coating	Silicone or Epoxy
Core	Alumina
Terminals	Solder-coated axial. RoHS solder composition is 96% Sn, 3.5% Ag, 0.5% Cu
Resistance Range	500Ω to 1 Teraohm
Power Rating	0.35W to 1.5W
Voltage Rating	2500V to 7.5KV
Tolerance	0.5% to 20%; not all tolerances available in all values
Operating Temperature	-55°C to +210°C
Temp. Coefficient	25ppm/°C 0° to 85°C available

Performance Data

Characteristic	Test Method	Specification
Humidity	MIL-STD-202, Method 103B, Condition B	±0.25%
Dielectric Withstanding Voltage	MIL-STD-202, Method 301, 750V	±0.25%
Insulation Resistance	MIL-STD-202, Method 302, Condition A or B	>10,000M or greater dry
Thermal Shock	MIL-STD-202, Method 107G, Condition B, B-1, or F	±0.20%
Load Life	MIL-STD-202, Method 108A, Condition D	±2.0%
Resistance to Solvents	MIL-STD-202, Method 215G	Acceptable for the Standard Series Only
Terminal Strength	MIL-STD-202, Method 211A, Condition A or B	±0.25%
Shock (Specified Pulse)	MIL-STD-202, Method 213B, Condition I	±0.25%
Vibration, High Frequency	MIL-STD-202, Method 204D, Condition D	±0.20%
Power Conditioning	MIL-R-49462A, Par 4.8	±0.50%
Solderability	MIL-STD-202, Method 208F	>95% Coverage

Derating



(continued)

Mini-Mox

Precision Thick Film Axial Terminal High Voltage/High Resistance

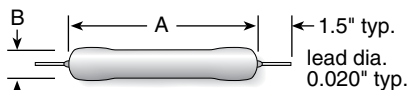
STANDARD TEMP./VOLTAGE COEFFICIENTS OF RESISTANCE

Resistor Series	Temp. Coeff. of Resistance		Voltage Coeff. of Resistance**	Voltage Coeff. of Resistance**	
	25 PPM/°C	50 PPM/°C		100 PPM/°C	< 2PPM/Volt
MOX-400	1K-99M	100M-450M	451M-30,000M	1K-1,000M	1,001M-100,000M
MOX-750	1K-199M	200M-900M	901M-70,000M	1K-2,000M	2,001M-100,000M
MOX1125	1K-299M	300M-1,350M	1,351M-100,000M	1K-3,000M	3,001M-100,000M

*TCR of 25ppm for temperature range of 0°C-85°C. TCR of 50ppm and 100ppm for -55°C to 125°C. Consult factory for TCR values operating higher than 125°C
 **For tighter VCs please contact Ohmite.

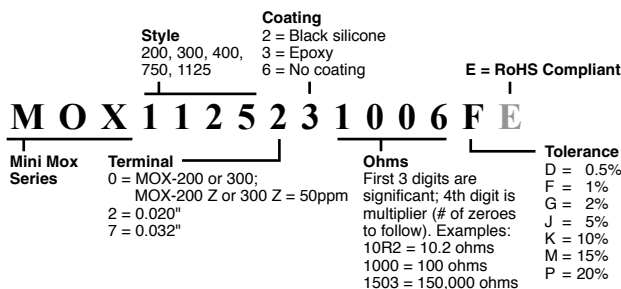
DIMENSIONS

(in./mm)



Series	Power	A max.	B max.
• High-temperature (silicone coated) @70°C			
MOX-400-22	0.35W	0.510" / 12.95	0.140" / 3.56
MOX-750-22	0.70W	0.820" / 20.83	0.140" / 3.56
MOX1125-22	1.40W	1.210" / 30.73	0.140" / 3.56
• Standard (epoxy coated) @25°C			
MOX-400-23	0.75W	0.580" / 14.78	0.165" / 4.19
MOX-750-23	1.00W	0.880" / 22.35	0.165" / 4.19
MOX1125-23	1.50W	1.270" / 32.26	0.165" / 4.19

HOW TO ORDER



Not all tolerances available in all values.

Mouser Electronics

Authorized Distributor

Click to View Pricing, Inventory, Delivery & Lifecycle Information:

Ohmite:

[MOX-400237505F](#) [MOX1125231009J](#) [MOX1125231009F](#) [MOX400231006D](#) [MOX-400231004F](#) [MOX-400231006F](#)
[MOX750232006F](#) [MOX-400232505F](#) [MOX-400232504F](#) [MOX750235005F](#) [MOX750-23-5006G](#) [MOX-400232006F](#)
[MOX-750235007F](#) [MOX1125234007J](#) [MOX-750232402F](#) [MOX-400231506F](#) [MOX-400235004F](#) [MOX1125235005F](#)
[MOX-750232505F](#) [MOX-750237505F](#) [MOX1125231008F](#) [MOX1125-23-1004F](#) [MOX1125231007F](#) [MOX-](#)
[400231505F](#) [MOX-750231506F](#) [MOX-400231008F](#) [MOX-400231007F](#) [MOX-400231008J](#) [MOX-400231005F](#) [MOX-](#)
[750237506F](#) [MOX-750231008F](#) [MOX-750231007F](#) [MOX-400235006F](#) [MOX-400235005F](#) [MOX-1125-23-4008J](#)
[MOX-400221006F](#) [MOX1125-23-1007D](#) [MOX1125-23-1006F](#) [MOX-400224008K](#) [MOX-750232506F](#)
[MOX1125231008J](#) [MOX-750233006F](#) [MOX-400231006JE](#) [MOX-750232505G](#) [MOX-750232005F](#) [MOX-750235004F](#)
[MOX-750235003F](#) [MOX-750231002F](#) [MOX-750232505FE](#) [MOX1125231005FE](#) [MOX1125231006FE](#)
[MOX1125231006JE](#) [MOX1125231007JE](#) [MOX-400224005FE](#) [MOX-400231005FE](#) [MOX-400231005JE](#) [MOX-](#)
[400231006FE](#) [MOX-400231007JE](#) [MOX-750231005FE](#) [MOX-750231005JE](#) [MOX-750231006FE](#) [MOX-750231006JE](#)
[MOX-750231008FE](#) [MOX112523100AK](#) [MOX400234006JE](#) [MOX-750231004F](#) [MOX-750232004F](#) [MOX-](#)
[750235006FE](#) [MOX-400235005F-E](#) [MOX-400231506F-E](#) [MOX-400232504F-E](#) [MOX-400232505F-E](#) [MOX-](#)
[400231505F-E](#) [MOX-400237505F-E](#) [MOX-400232006F-E](#) [MOX-400235006F-E](#) [MOX-400235004F-E](#) [MOX-](#)
[750231007FE](#) [MOX-750231506FE](#) [MOX-750232506FE](#) [MOX-750237505FE](#) [MOX-750237506FE](#)
[MOX1125231008DE](#) [MOX1125004F](#) [MOX1125235006G](#) [MOX400221005J](#) [MOX1125231002J](#) [MOX-750235006JE](#)
[MOX-400235007J](#) [MOX750-23-5001F](#) [MOX750-23-1001F](#) [MOX-400231007FE](#) [MOX-750231007JE](#) [MOX-](#)
[400235007FE](#) [MOX1125235004F](#) [MOX-750221006J](#) [MOX400223007JE](#) [MOX400222005J](#) [MOX400225005J](#) [MOX-](#)
[400232005FE](#)