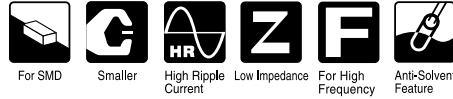


**SL** Low Profile (φ6.3) series



**FPCAP**

- Low ESR, High Capacitance, High ripple current.
- Low Profile (Height 4.2mm).
- Load life of 2000 hours at 105°C.
- SMD type : Lead free reflow soldering condition at 260°C peak correspondence.
- Compliant to the RoHS directive (2011/65/EU).



■ Specifications

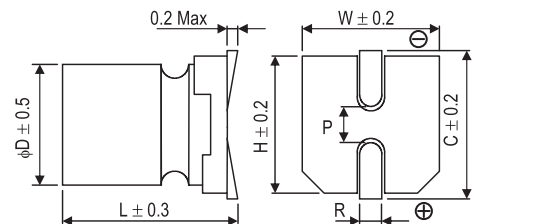
Item	Performance Characteristics	
Category Temperature Range	-55 to +105°C	
Rated Voltage Range	2.5 to 25V	
Rated Capacitance Range	15 to 330μF	
Capacitance Tolerance	±20% at 120Hz, 20°C	
Tangent of loss angle (tan δ)	Less than or equal to the specified value at 120Hz, 20°C	
ESR (*1)	Less than or equal to the specified value at 100kHz, 20°C	
Leakage Current (*2)	Less than or equal to the specified value. After 2 minutes' application of rated voltage at 20°C	
Endurance	Test condition	105°C, rated voltage 2000Hrs.
	Capacitance change	Within ±20% of initial value before test
	tan δ	150% or less than the initial specified value
	ESR(*1)	150% or less than the initial specified value
	Leakage current (*2)	Less than or equal to the initial specified value

※1 ESR should be measured at both of the terminal ends closest where the terminals protrude through the plastic platform.

※2 Conditioning : If any doubt arises, measure the leakage current after the voltage treatment of applying DC rated voltage continuously to the capacitor for 120 minutes at 105°C.

■ Size List (ESR) [Upper value : φD×L(mm), Lower value : ESR(mΩ)]

Cap [μF]	R.V.(V)	2.5	6.3	16	25
	S.V.(V)	2.8	7.2	18.4	28.7
15				6.3×4.2 (45)	6.3×4.2 (55)
100		6.3×4.2 (16)	6.3×4.2 (18)		
150			6.3×4.2 (18)		
220		6.3×4.2 (16)	6.3×4.2 (18)		
330		6.3×4.2 (16)			



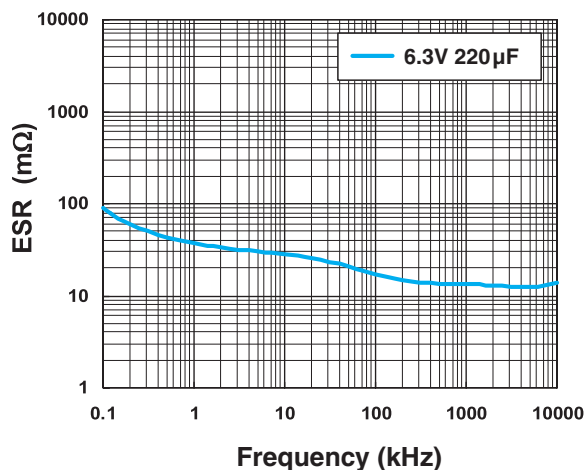
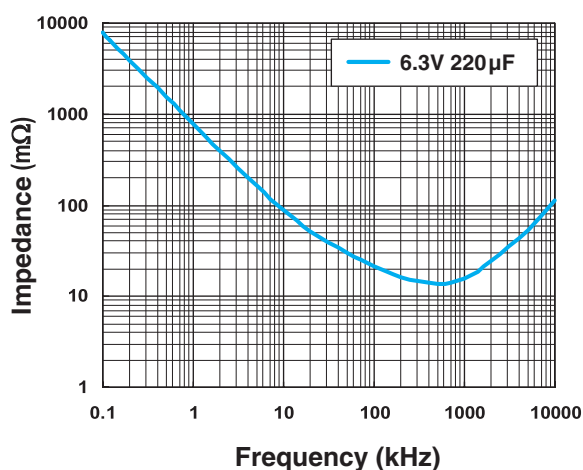
φD×L	W	H	C	R	P
6.3×4.2	6.5	6.5	7.2	0.5 to 0.9	2.1

**SL** series

■ Standard Ratings

Rated Voltage (V) (code)	Surge Voltage (V)	Rated Capacitance (μF)	Case Size φD×L (mm)	tan δ	Leakage Current (μA, 2min.)	ESR (mΩ, 100kHz)	Rated Ripple Current (mA rms)	NICHICON	FPCAP
2.5 (0E)	2.8	100	6.3×4.2	0.12	300	16	3500	RSL0E101MCN1GB	FP-2R5ME101M-SLR
		220	6.3×4.2	0.12	300	16	3500	RSL0E221MCN1GB	FP-2R5ME221M-SLR
		330	6.3×4.2	0.12	413	16	3500	RSL0E331MCN1GB	FP-2R5ME331M-SLR
6.3 (0J)	7.2	100	6.3×4.2	0.12	315	18	3200	RSL0J101MCN1GB	FP-6R3ME101M-SLR
		150	6.3×4.2	0.12	473	18	3200	RSL0J151MCN1GB	FP-6R3ME151M-SLR
		220	6.3×4.2	0.12	693	18	3200	RSL0J221MCN1GB	FP-6R3ME221M-SLR
16 (1C)	18.4	15	6.3×4.2	0.12	300	45	1900	RSL1C150MCN1GB	FP-016ME150M-SLR
25 (1E)	28.7	15	6.3×4.2	0.12	100	55	1700	RSL1E150MCN1GB	FP-025ME150M-SLR

■ Frequency Characteristics (The frequency characteristics are typical and not a guaranteed value.)



- Taping specifications are given in page 28.
- Recommended land size, soldering by reflow are given in page 25.
- Please refer to page 3 for the minimum order quantity.

# Mouser Electronics

Authorized Distributor

Click to View Pricing, Inventory, Delivery & Lifecycle Information:

## Nichicon:

[USL0J101MDD](#) [USL0J220MDD](#) [USL0J221MDD](#) [USL1C100MDA1TP](#) [USL1C100MDD](#) [USL1C101MDD](#)  
[USL0J101MDA](#) [USL1A101MCA](#) [USL1A101MDD](#) [USL1A220MDD](#) [USL0J330MDD](#) [USL0J470MDD](#) [USL1C220MDD](#)  
[USL1C330MDD](#) [USL1C470MDD](#) [USL1H010MDD](#) [USL1H0R1MDD](#) [USL1HR47MDD](#) [USL1V100MDD](#)  
[USL1A330MDD](#) [USL1A470MDD](#) [USL1E330MDD](#) [USL1E330MDD1TP](#) [USL1E470MDD](#) [USL1H010MDA](#)  
[USL1H4R7MDD](#) [USL1HR22MDD](#) [USL1HR33MDD](#) [USL1E100MDD](#) [USL1E220MDD](#) [USL1H2R2MDD](#)  
[USL1H3R3MDD](#) [USL1V4R7MDD](#) [USL1H100MDD](#) [USL1H220MDD](#) [USL1V220MDD](#) [USL1V330MDD](#)  
[USL1V4R7MDA](#) [USL1C100MDD1TP](#) [USL1A470MDA](#) [USL1A470MCA](#) [USL1H010MCA](#) [USL1V4R7MCA](#)  
[USL1C100MCA1TP](#) [USL1H3R3MCA](#) [USL1V4R7MCA1TP](#) [USL1V4R7MDD1TP](#) [USL1C470KDDANA](#)  
[USL1E100KDDANA](#) [USL1E470KDD](#)