









TERMINATIONS AND ADAPTERS

TERMINATIONS AND ADAPTERS		
Product	Features	Accessory For
1N5339B Termination Device 	5 W axial-lead ground-check termination. Included with SE-105 and SE-107.	SE-105 SE-107
SE-TA6-SM Stud-Mount Termination Assembly 	50 W ground-check termination that is robust and compact for submersible pumps. Wire lead simplifies installation. (Replacement for 1N4553B)	SE-105 SE-107
SE-TA6 Termination Assembly 	50 W ground-check termination with convenient mounting holes and screw terminals.	SE-105 SE-107
SE-TA6A (PGA-0T6A) Termination Assembly 	Temperature compensated 50 W ground-check termination with convenient mounting holes and screw terminals.	SE-105 SE-107 SE-134C
SE-TA6A-WL Termination Assembly 	Temperature compensated 50 W ground-check termination with convenient mounting holes and screw terminals.	SE-105 SE-107 SE-134C
SE-TA6ASF-WL Small-Format Termination Assembly with Wire Leads 	Temperature compensated 12 W ground-check termination, ideal for use in cable-coupler end caps and submersible pumps. Mounting holes and wire leads.	SE-105 SE-107 SE-134C
SE-TA12A Termination Assembly 	Temperature compensated 50 W ground-check termination with convenient mounting holes and screw terminals.	SE-135 SE-145
SE-TA12ASF-WL Small-Format Termination Assembly with Wire Leads 	Temperature compensated 12 W ground-check termination, ideal for use in cable-coupler end caps and submersible pumps. Mounting holes and wire leads.	SE-135 SE-145
SE-TA12A-WL Termination Assembly 	Temperature compensated 50 W ground-check termination with convenient mounting holes and screw terminals.	SE-135 SE-145
SE-TA12A SE-TA12B Termination Assemblies 	Used together to allow an SE-134C to monitor a splitter box and two cables.	SE-134C
PPI-600V Parallel Path Isolator 	Parallel ground-path rejection for ground-check monitors. Eliminates intermachine arcing and prevents stray DC currents from flowing in a monitored ground wire.	SE-105 SE-107 SE-134C SE-135
RK-13 Relay Interface Module 	Separate ground-fault and ground-check indication contacts for the SE-105, and separate ground-fault and resistor-fault contacts for the SE-325. Used to provide output to a PLC and operate standard pilot lights. Complete with conformally coated circuit boards.	SE-105 SE-107 SE-325
SE-485-DIN Industrial RS-485 to RS-232 Converter 	Industrial network quality RS-485 to RS-233 serial converter. DIN-rail mounted, 24 Vdc required.	MPS FPS
SE-485-PP Port-Powered Serial Converter 	Converts an RS-485 signal to an RS-232 signal. Used for set-point programming and updating flash memory. 115.2 kbit/s maximum transfer rate.	MPU-32 MPU FPU-32 FPS
CA-945 Serial Connector Adapter Kit 	Connects an RJ45 to a 9-pin serial connector. Includes 1.5 m cable and plug-in adapter.	MPU-32 FPU-32
SE-ICUSB232 USB to RS-232 Converter 	Connects a 9-pin serial cable to a USB port.	SE-330 SE-330AU SE-485-PP CA-945 SE-330HV SE-485-DIN

TERMINATIONS AND ADAPTERS

TERMINATIONS AND ADAPTERS		
Product	Features	Accessory For
A0033 Detector Cable	 Extension cable for the A0200 and A0300 sensors.	D0900
AC700-CUA Communications Adapter	 Optical network-interface and firmware-upgrade communication adapter. Field-installed.	EL731
D0400 Junction Box (No Indication)	 Junction box without indication, for parallel connection of more than 2 sensors for one relay. Designed to connect up to 8 sensors.	D0900
D0500 Junction Box (Indication)	 Junction box with indication, for parallel connection of more than 2 sensors for one relay. Designed to connect up to 8 sensors.	D0900
E5540 USB Cable	USB Cable with A/Mini-B plug (2 m).	E5000
G0100 Programming Kit	 Connects to RS232 port. Includes blank front-plate labels and permanent pen for texting scales.	G2000 G3000 G3300
K 3452 &K3450 RS232 Cable	 For configuration from PC.	M2000
K1025 USB A-B Cable	 USB A to B cable.	M2500
T4910 Potentiometer with Cable	 For external power factor setting. External contact between terminals 12 (COM) and 28 (PF ON). Included.	T4900

Mouser Electronics

Authorized Distributor

Click to View Pricing, Inventory, Delivery & Lifecycle Information:

Littelfuse:

[1N5339B](#) [SE-TA6A-WL](#) [SE-TA6](#) [SE-TA6ASF-WL](#) [SE-TA12B](#) [SE-TA6ASF](#) [SE-TA12ASF](#) [SE-TA12A-WL](#) [SE-TA6-](#)
[SM](#) [SE-TA12A](#) [SE-TA12ASF-WL](#) [SE-485-PP](#) [SE-TA6A](#)