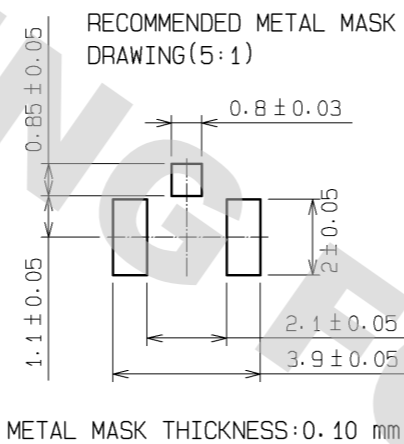
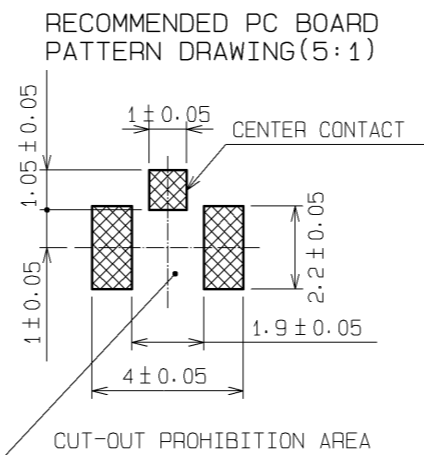
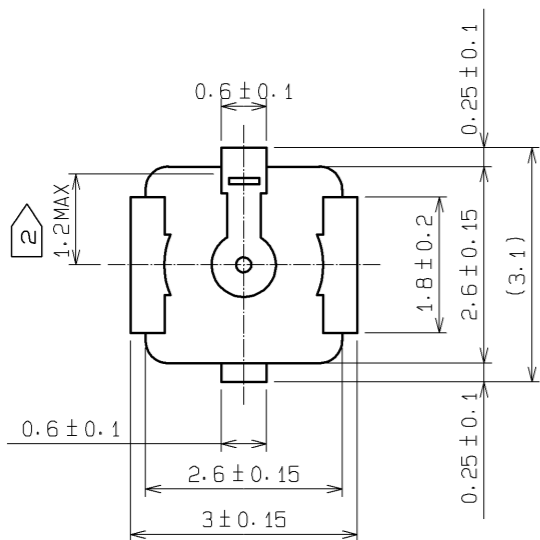
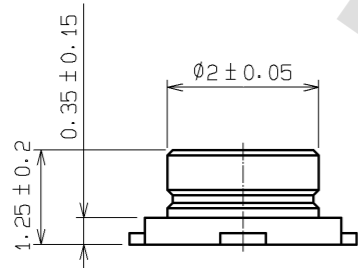
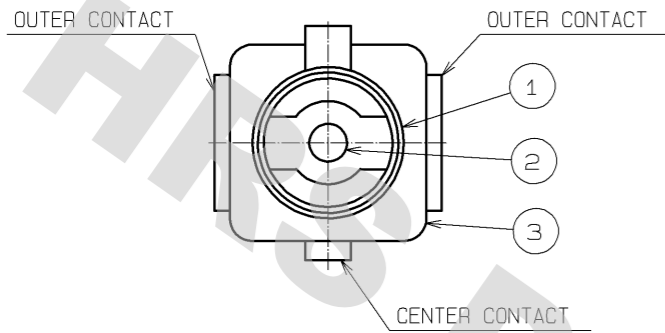
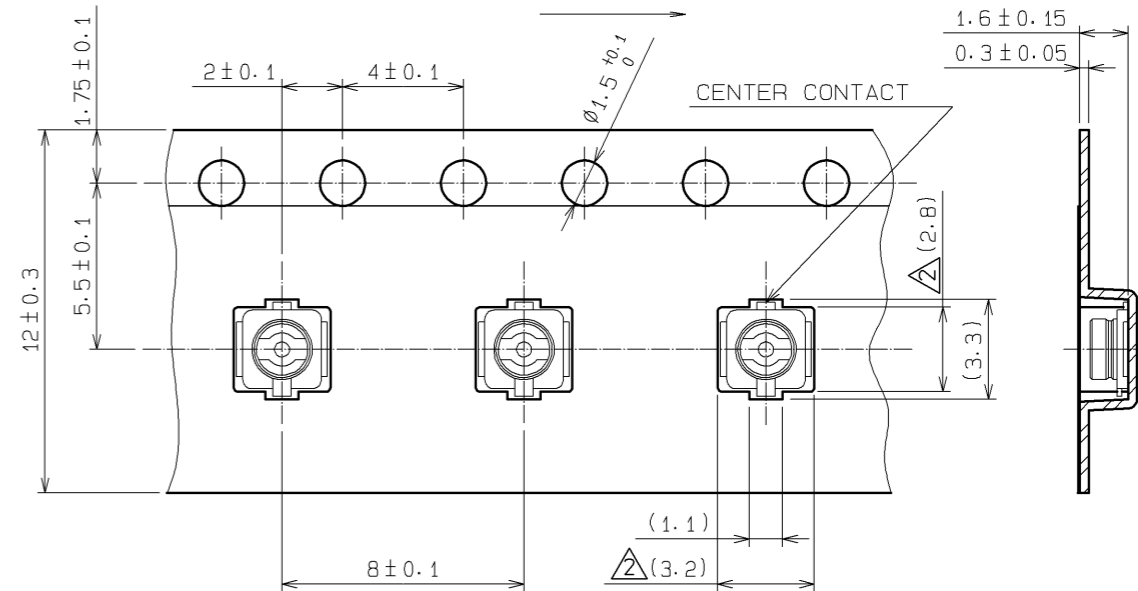


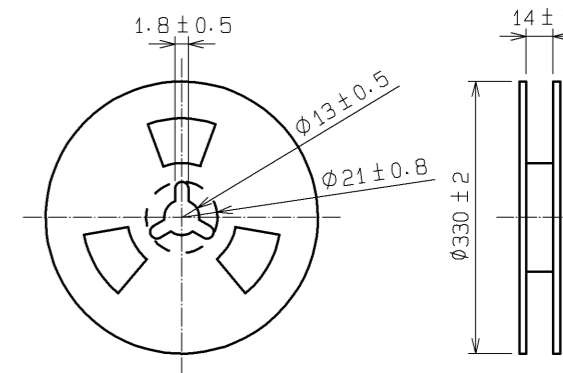
DRAWING FOR REFERENCE: This is subject to change without notice
08/11/2012



ENBOSSED TAPING DRAWING (4:1)
DIRECTION OF UNREELING



REEL DRAWING (SCALE FREE)



NOTES:

- 1: THE QUANTITY OF U.FL-R-SMT-1(10) IS 2500 CONNECTORS PER REEL.
- ②: THIS DIMENSION SHOWS THE ALLOWABLE RANGE THAT THE RESIN IS PUT OVER THE CENTER CONTACT.
- 3: LEAD CO-PLANARITY SHALL BE 0.1MAX.
- 4: FOR THE POSSIBILITY OF BREAKAGE OR DEFORMATION, DO NOT MATE THIS CONNECTOR WITH PARTNER, U.FL-LP-*** BEFORE MOUNTING ON PC BOARD.
- △5: USE ALL PRODUCTS WITHIN 6 MONTHS AFTER THE DELIVERY. STORE THEM IN MANUFACTURER'S PACKAGE OR TIGHTLY RE-CLOSED BOX WITH THE FOLLOWING CONDITIONS. CHECK THE TERMINAL SOLDERABILITY BEFORE USE IF THE PRODUCT HAS BEEN STORED FOR MORE THAN 6 MONTHS.
TEMPERATURE: -10°C TO +40°C
HUMIDITY: 15 TO 85% RH.
- △6: ENVIRONMENTAL CONDITIONS DO NOT USE THE PRODUCTS UNDER THE ENVIRONMENTAL CONDITIONS AS SHOWN BELOW DUE TO POSSIBLE PRODUCT DETERIORATION.

SPECIAL GAS ATMOSPHERE (HYDROGEN SULFIDE GAS, SULFUR SULFIDE GAS AND HYDROGEN CHLORIDE GAS)
PLACE ATTENTION REQUIRED: HEATING SYSTEM, AREA NEAR HOT SPRING, VOLCANIC MOUNTAIN AND ALIKE.

WATER SPLASHED AND CONDENSATION PLACES.
PLACE ATTENTION REQUIRED: HARSH TEMPERATURE CHANGE.

2	BRASS	GOLD PLATING	3	LCP	(BEIGE), UL94V-0
1	PHOSPHOR BRONZE	SILVER PLATING			
NO.	MATERIAL	FINISH, REMARKS	NO.	MATERIAL	FINISH, REMARKS
UNITS	mm	SCALE	10:1	COUNT	2
		DESCRIPTION OF REVISIONS	DESIGNED	CHECKED	DATE
		DIS-D-002045	MT. KANEKO	NK. NINOMIYA	10.12.10
APPROVED: I.J. MITANI		05.01.05	DRAWING NO. EDC3-302540-10		
CHECKED: MH. YAMANE		05.01.05	PART NO. U.FL-R-SMT-1(10)		
DESIGNED: NK. NINOMIYA		05.01.05	CODE NO. CL331-0472-2-10		
DRAWN: MA. SAEKI		05.01.05			

Mouser Electronics

Authorized Distributor

Click to View Pricing, Inventory, Delivery & Lifecycle Information:

[Hirose Electric:](#)

[U.FL-R-SMT-1\(10\)](#)