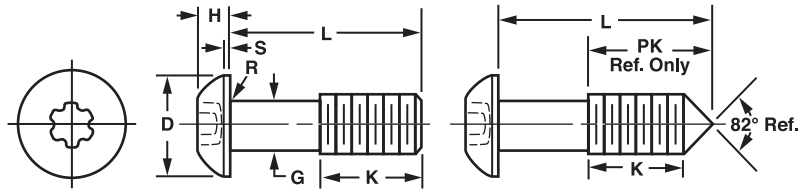


TORX SOCKET BUTTON HEAD CAPTIVE SCREWS

For Torx Socket Button Head Screw Assembly



ORDER EXAMPLE:
T116064 - .500 - SS - 12

Basic Part Number: T116064
 Length: .500
 Material: SS (See chart)
 Finish: 12 (See page 277)

**Any one dimension change add to part number.
 EXAMPLE: T116064-.500-SS-12 (K=1/8)
 To add the Lead Point, prefix P to part number.
 EXAMPLE: PT116064-.500-SS-12

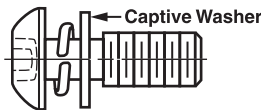
Available Material (see page 275)	
AS	Alloy Steel, Type 4037 ASTM A574-92A-40-45 RC
SS	Stainless Steel

Basic Part Number	Thread	D		H		G ± .005	K ± .010	L*	PK Ref Only
		Max	Min	Max	Min				
T116064	4-40	.213	.201	.059	.051	.078	5/32	.250-.500	.22
T116066	6-32	.262	.250	.073	.063	.095	3/16	.250-.625	.26
T116068	8-32	.312	.298	.087	.077	.120	3/16	.250-.750	.28
T116070	10-32	.361	.347	.101	.091	.130	1/4	.250-1.00	.36
T116078	1/4-20	.437	.419	.132	.122	.175	1/4	.375-1.00	.39
T116080	5/16-18	.547	.527	.166	.152	.230	1/4	.375-1.00	.43

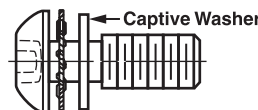
*L tolerance-1" under +0-1/32 above +0-1/16 recommended increments of 1/16 however any length h may be specified. Cost difference is negligible, additional delivery time approximately 1-1/2 weeks.

TORX SOCKET BUTTON HEAD CAPTIVE SCREW ASSEMBLY

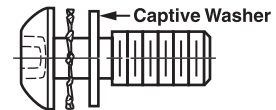
Split Lock Washer (G)
 See page 157 for details.



Internal Tooth Lock Washer (H)
 See page 157 for details.



External Tooth Lock Washer (J)
 See page 157 for details.



ORDER EXAMPLE:
T116064 - 500 - SS - G - 12

Basic Part Number: T116064
 Length: 500
 Material: SS (See chart)
 Assy with Split (G) L Washer and Flat Washer
 Finish: 12 (See page 277)

ORDER EXAMPLE:
T116064 - 500 - SS - H - 12

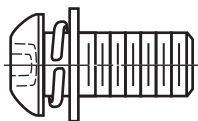
Basic Part Number: T116064
 Length: 500
 Material: SS (See chart)
 Assy with Internal (H) L Washer and Flat Washer
 Finish: 12 (See page 277)

ORDER EXAMPLE:
T116064 - 500 - SS - J - 12

Basic Part Number: T116064
 Length: 500
 Material: SS (See chart)
 Assy with External (J) L Washer and Flat Washer
 Finish: 12 (See page 277)

TORX HEAD PANEL SCREW ASSEMBLY - FULL THREAD

Split Lock Washer (GF)



Also available with
 Internal Tooth Lock Washer (HF)
 and
 External Tooth Lock Washer (JF)
 See page 157 for details.

Available Material (see page 275)	
S	Steel ASTM-A-108-93(12L14) QQ-S-637
SS	Stainless Steel 18-8, 302-304 series

Captive Washers Specifications		
Screw Size	Outside Dia ± .010	T* Thickness ± .005
4	.255	.030
6	.312	.030
8	.375	.030
10	.375	.030
1/4	.375	.045**
5/16	.625	.085

*Fully threaded up to the flat washer.
 **Maximum length 1.50 in.

ORDER EXAMPLE:
T116064 - .250 - SS - GF - 12

Basic Part Number: T116064
 Length: .250
 Material: SS (See chart)
 Assembly w/Split (GF), Internal (HF) or External (JF)
 Finish: 12 (See page 277)

BELLEVILLE WASHER
 See page 116

NOTE: Standard fastener products having a class 2A thread, once plated, may not exit GO GAGE.
 Thread UNC-3A (except 10-32 UNF-3A) R = .030 Max.

SCREWS