

SHROUDED .025" SQ POST HEADERS

(2.54 mm) .100" PITCH • TSS/HTSS/ZSS SERIES



TSS/HTSS/ZSS

Mates:
SSW, SSQ, ESW, ESQ,
SSM, BCS

SPECIFICATIONS

Insulator Material:
TSS, ZSS=Black Glass Filled Polyester
HTSS=Natural PCT
Insulation Resistance:
5000 MΩ min
Terminal Material:
Phosphor Bronze
Plating: Au or Sn over 50 μ" (1.27 μm) Ni
Operating Temp Range:
-55 °C to +125 °C with Gold
-55 °C to +105 °C with Tin
Withstanding Voltage:
1000 VRMS

PROCESSING

Lead-Free Solderable:
HTSS=Yes
TSS, ZSS=No, Lead Wave only
SMT Lead Coplanarity:
(0.15 mm) .006" max*
*(.004" stencil solution may be available; contact ipg@samtec.com)

SERIES	1	NO. PINS PER ROW	LEAD STYLE	PLATING OPTION	ROW OPTION
--------	---	------------------	------------	----------------	------------

TSS
= Connector Strip
HTSS
= High Temp Connector Strip

03
(TSS only)
05, 07, 08, 10, 12, 13, 15, 17, 20, 25, 32, 36
(Standard sizes)

Specify LEAD STYLE from chart

-F
= Gold flash on post, Matte Tin on tail
(Not available on -DV)

-L
= 10 μ" (0.25 μm) Gold on post, Matte Tin on tail

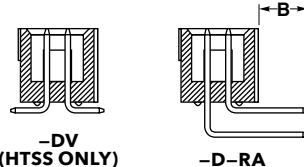
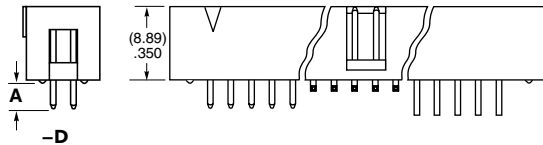
-T
= Matte Tin

-D
= Double Row Through-hole (lead style -01, -02 & -03 only)

-DV
= Double Row Surface Mount (lead style -01 only) (HTSS only)

-D-RA
= Double Row Right-angle (lead style -04 & -05 only)

LEAD STYLE	T/H (A)
-01	(2.92) .115
-02	(4.19) .165
-03	(14.35) .565



ZSS	1	NO. PINS PER ROW	LEAD STYLE	PLATING OPTION	D	BODY HEIGHT
-----	---	------------------	------------	----------------	---	-------------

03, 05, 07, 08, 10, 12, 13, 15, 17, 20, 25, 32, 36
(Standard sizes)

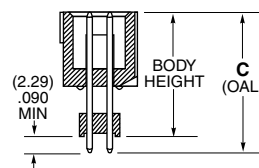
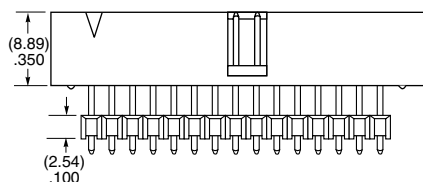
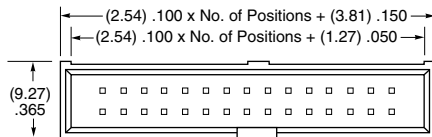
Specify LEAD STYLE from chart

-F
= Gold flash on post, Matte Tin on tail

-L
= 10 μ" (0.25 μm) Gold on post, Matte Tin on tail

-T
= Matte Tin

"XXXX"
= Body Height



LEAD STYLE	C (OAL)	MAX BODY HEIGHT
-01	(16.00) .630	(13.72) .540
-02	(18.54) .730	(16.26) .640
-03	(21.08) .830	(18.80) .740
-04	(23.62) .930	(21.34) .840
-05	(26.16) 1.030	(23.88) .940
-06	(28.70) 1.130	(26.42) 1.040
-07	(31.24) 1.230	(28.96) 1.140
-08	(33.78) 1.330	(31.50) 1.240
-09	(36.32) 1.430	(34.04) 1.340

Note:
Some lengths, styles and options are non-standard, non-returnable. ZSS is non-standard, non-returnable.

Note:
For added mechanical stability, Samtec recommends mechanical board spacers be used in applications with gold or selective gold plated connectors. Contact ipg@samtec.com for more information.

Mouser Electronics

Authorized Distributor

Click to View Pricing, Inventory, Delivery & Lifecycle Information:

Samtec:

[TSS-110-04-S-D-RA](#) [TSS-104-01-S-D](#) [TSS-105-04-L-D-RA](#) [TSS-115-04-S-D-RA](#) [TSS-110-01-S-D](#) [TSS-105-04-S-D-RA](#) [TSS-110-01-F-D](#) [TSS-105-04-T-D-RA](#) [TSS-108-01-S-D](#) [TSS-113-01-S-D](#) [TSS-125-01-G-D](#) [TSS-130-01-T-D-30](#) [TSS-105-01-T-D-02](#) [TSS-117-04-L-D-RA](#) [TSS-117-03-L-D](#) [TSS-113-04-G-D-RA](#) [TSS-132-01-S-D](#) [TSS-136-01-L-D](#) [TSS-115-01-S-D](#) [TSS-105-04-F-D-RA](#) [TSS-103-01-L-D](#) [TSS-103-03-L-D](#) [TSS-117-01-L-D](#) [TSS-108-01-T-D](#) [TSS-136-01-S-D](#) [TSS-105-01-S-D](#) [TSS-108-04-L-D-RA](#) [TSS-107-01-L-D](#) [TSS-110-02-L-D](#) [TSS-110-04-L-D-LA](#) [TSS-108-01-G-D](#) [TSS-120-01-S-D](#) [TSS-105-01-G-D-09](#) [TSS-125-01-L-D](#) [TSS-120-04-G-D-RA](#) [TSS-120-04-S-D-RA](#) [TSS-116-01-L-D](#) [TSS-117-01-S-D](#) [TSS-109-01-L-D](#) [TSS-113-01-L-D](#) [TSS-107-04-T-D-RA](#) [TSS-112-01-L-D](#) [TSS-105-01-F-D](#) [TSS-105-02-L-D](#) [TSS-112-01-T-D](#) [TSS-114-01-S-D](#) [TSS-117-01-G-D](#) [TSS-120-01-L-D](#) [TSS-108-04-G-D-RA](#) [TSS-106-01-L-D](#) [TSS-107-04-L-D-RA](#) [TSS-110-01-G-D](#) [TSS-110-01-T-D](#) [TSS-115-01-L-D](#) [TSS-108-01-L-D](#) [TSS-107-01-S-D](#) [TSS-112-01-G-D](#) [TSS-132-01-L-D](#) [TSS-107-02-S-D](#) [TSS-105-04-G-D-RA](#) [TSS-125-04-G-D-RA](#) [TSS-106-01-S-D](#) [TSS-120-04-L-D-RA](#) [TSS-112-04-G-D-RA](#) [TSS-117-01-T-D](#) [TSS-107-01-G-D](#) [TSS-112-04-L-D-RA](#) [TSS-105-01-G-D](#) [TSS-125-01-S-D](#) [TSS-111-01-L-D](#) [TSS-120-01-T-D](#) [TSS-110-04-G-D-RA](#) [TSS-112-01-S-D](#) [TSS-120-02-T-D](#) [TSS-110-04-T-D-LA](#) [TSS-105-02-S-D](#) [TSS-120-01-G-D](#) [TSS-132-02-S-D](#) [TSS-107-02-T-D-06](#) [TSS-110-02-G-D](#) [TSS-115-04-T-D-LA](#) [TSS-125-02-G-D-25](#) [TSS-108-02-L-D](#) [TSS-107-04-G-D-RA](#) [TSS-113-02-S-D](#) [TSS-110-05-L-D-LA](#) [TSS-125-02-L-D](#) [TSS-105-01-T-D](#) [TSS-110-04-L-D-RA](#) [TSS-105-01-L-D](#) [TSS-110-01-L-D](#) [TSS-110-02-S-D](#) [TSS-105-01-T-D-LL](#) [TSS-109-04-S-D-RA](#) [TSS-130-02-S-D](#) [TSS-120-05-L-D-RA](#) [TSS-108-04-S-D-RA](#) [TSS-120-04-G-D-RA-20](#) [TSS-105-01-G-D-10](#) [TSS-107-01-F-D](#)