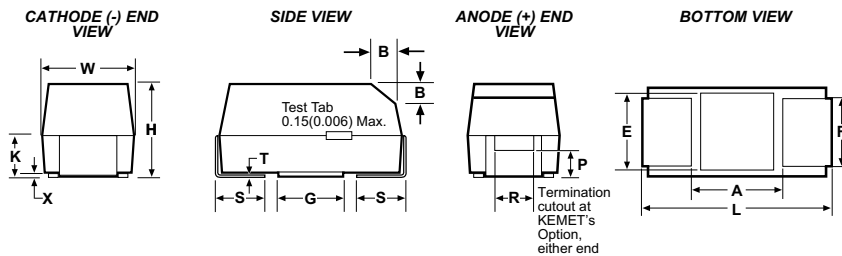


### FEATURES

- Built-in fuse protects against damaging short circuit failure mode
- Precision-molded, laser-marked case
- Symmetrical, compliant terminations
- Taped and reeled per EIA 481-1
- Case geometry and footprints equivalent to Industrial Grade T491 Series. (Case sizes B, C, D and X only)
- 100% Surge Current test on C, D, X sizes
- Patented fuse assembly
- Operating Temperature: -55°C to +125°C
- Fuse actuation, 25°C: within 1 second at fault currents of 4 amps and higher.
- Continuous current capability: 0.75 amps
- Post-actuation resistance, 25°C: 10 megohms minimum
- Test tabs on the sides of the case bypass the capacitor element to allow direct testing of the fuse assembly.
- RoHS Compliant & Leadfree Terminations (See [www.kemet.com](http://www.kemet.com) for lead transition)

### OUTLINE DRAWINGS

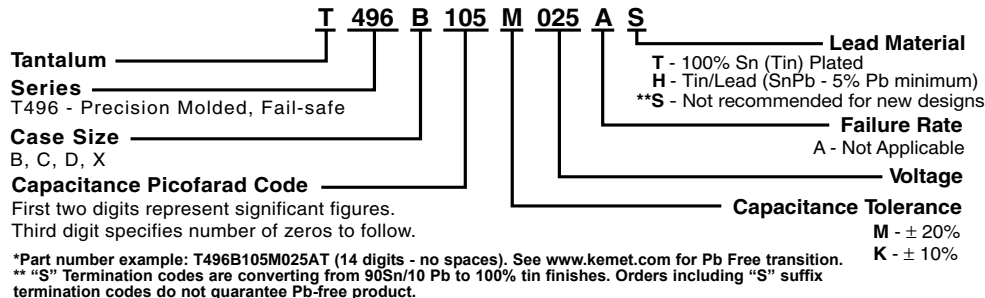


### DIMENSIONS — Millimeters (Inches)

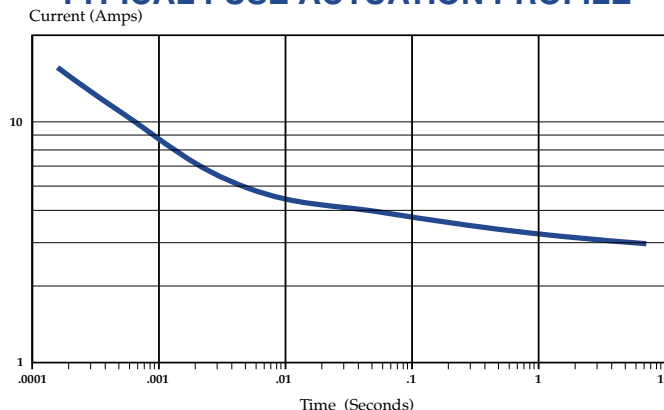
CASE SIZE		COMPONENT													
KEMET	EIA	L	W	H	K ± 0.20 ± (.008)	F ± 0.1 ± (.004)	S ± 0.3 ± (.012)	B ± 0.15 (Ref) ± (.006)	X (Ref)	P (Ref)	R (Ref)	T (Ref)	A (Min)	G (Ref)	E (Ref)
B	3528-21	3.5 ± 0.2 (.138 ± .008)	2.8 ± 0.2 (.110 ± .008)	1.9 ± 0.2 (.075 ± .008)	1.1 (.043)	2.2 (.087)	0.8 (.031)	0.4 (.016)	0.10 ± 0.10 (.004 ± .004)	0.5 (.020)	1.0 (.039)	0.13 (.005)	2.1 (.083)	1.8 (.071)	2.2 (.087)
C	6032-28	6.0 ± 0.3 (.236 ± .012)	3.2 ± 0.3 (.126 ± .012)	2.5 ± 0.3 (.098 ± .012)	1.4 (.055)	2.2 (.087)	1.3 (.051)	0.5 (.020)	0.10 ± 0.10 (.004 ± .004)	0.9 (.035)	1.0 (.039)	0.13 (.005)	3.1 (.122)	2.8 (.110)	2.4 (.094)
D	7343-31	7.3 ± 0.3 (.287 ± .012)	4.3 ± 0.3 (.169 ± .012)	2.8 ± 0.3 (.110 ± .012)	1.5 (.059)	2.4 (.094)	1.3 (.051)	0.5 (.020)	0.10 ± 0.10 (.004 ± .004)	0.9 (.035)	1.0 (.039)	0.13 (.005)	3.8 (.150)	3.5 (.138)	3.5 (.138)
X	7343-43	7.3 ± 0.3 (.287 ± .012)	4.3 ± 0.3 (.169 ± .012)	4.0 ± 0.3 (.157 ± .012)	2.3 (.091)	2.4 (.094)	1.3 (.051)	0.5 (.020)	0.10 ± 0.10 (.004 ± .004)	1.7 (.067)	1.0 (.039)	0.13 (.005)	3.8 (.150)	3.5* (.138)	3.5* (.138)

Notes: 1. Metric dimensions govern.  
 2. (Ref) - Dimensions provided for reference only.  
 \* Round glue pad: 2.9 ± 0.1mm (.114" ± .004") in diameter at KEMET's option.

### T496 Series – ORDERING INFORMATION



### TYPICAL FUSE ACTUATION PROFILE



# SOLID TANTALUM CHIP CAPACITORS

## T496 SERIES—Fail-Safe Fused



Solid Tantalum Surface Mount

### T496 RATINGS & PART NUMBER REFERENCE

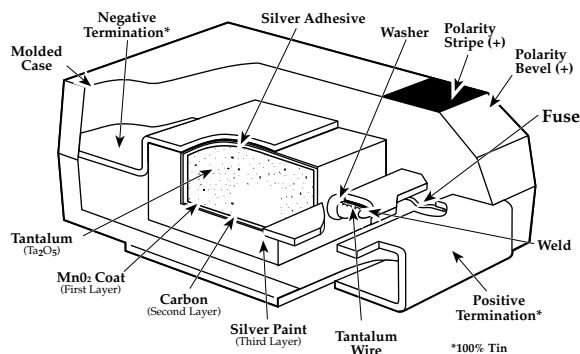
Capacitance $\mu\text{F}$	Case Size	KEMET Part Number	DCL $\mu\text{A}$ @ 25°C Max.	DF % @ +25°C 120 Hz Max.	ESR $\Omega$ @ +25°C 100 kHz Max.
<b>4 Volt Rating at +85°C (2.7 Volt Rating at +125°C)</b>					
68.0	*C	T496C686(1J004A(2))	2.7	6.0	1.6
100.0	*C	T496C107(1J004A(2))	4.0	8.0	1.2
150.0	D	T496D157(1J004A(2))	6.0	8.0	0.8
220.0	*D	T496D227(1J004A(2))	8.8	8.0	0.7
#330.0	*D	T496D337(1J004A(2))	13.2	8.0	0.7
330.0	*X	T496X337(1J004A(2))	13.2	8.0	0.7
#470.0	*X	T496X477(1J004A(2))	18.8	8.0	0.5
<b>**6 Volt Rating at +85°C (4 Volt Rating at +125°C)</b>					
4.7	B	T496B475(1J006A(2))	0.5	6.0	3.5
6.8	B	T496B685(1J006A(2))	0.5	6.0	3.5
10.0	B	T496B106(1J006A(2))	0.6	6.0	3.5
22.0	B	T496B226(1J006A(2))	1.3	6.0	3.5
15.0	C	T496C156(1J006A(2))	0.9	6.0	2.0
22.0	C	T496C226(1J006A(2))	1.4	6.0	2.0
33.0	C	T496C336(1J006A(2))	2.0	6.0	2.0
47.0	D	T496D476(1J006A(2))	2.9	6.0	1.0
47.0	*C	T496C476(1J006A(2))	2.9	6.0	1.6
68.0	D	T496D686(1J006A(2))	4.1	6.0	1.0
#68.0	*C	T496C686(1J006A(2))	4.1	6.0	1.2
100.0	X	T496X107(1J006A(2))	6.0	8.0	0.9
100.0	D	T496D107(1J006A(2))	6.0	8.0	0.8
150.0	*D	T496D157(1J006A(2))	9.0	8.0	0.7
#220.0	*D	T496D227(1J006A(2))	13.2	8.0	0.7
220.0	*X	T496X227(1J006A(2))	13.2	8.0	0.7
#330.0	*X	T496X337(1J006A(2))	19.8	8.0	0.5
<b>10 Volt Rating at +85°C (7 Volt Rating at +125°C)</b>					
3.3	B	T496B335(1J010A(2))	0.5	6.0	3.5
4.7	B	T496B475(1J010A(2))	0.5	6.0	3.5
6.8	B	T496B685(1J010A(2))	0.7	6.0	3.5
10.0	C	T496C106(1J010A(2))	1.0	6.0	2.0
15.0	B	T496B156(1J010A(2))	1.5	6.0	3.5
15.0	C	T496C156(1J010A(2))	1.5	6.0	2.0
22.0	C	T496C226(1J010A(2))	2.2	6.0	2.0
33.0	D	T496D336(1J010A(2))	3.3	6.0	1.0
33.0	*C	T496C336(1J010A(2))	3.3	6.0	1.6
47.0	D	T496D476(1J010A(2))	4.7	6.0	1.0
#47.0	*C	T496C476(1J010A(2))	4.7	6.0	1.2
68.0	X	T496X686(1J010A(2))	6.8	6.0	0.9
68.0	D	T496D686(1J010A(2))	6.8	6.0	0.8
100.0	D	T496D107(1J010A(2))	10.0	8.0	0.7
150.0	*X	T496X157(1J010A92)	15.0	8.0	0.7
#150.0	*D	T496D157(1J010A(2))	15.0	8.0	0.7
#220.0	*X	T496X227(1J010A(2))	22.0	8.0	0.5
<b>16 Volt Rating at +85°C (10 Volt Rating at +125°C)</b>					
2.2	B	T496B225(1J016A(2))	0.5	6.0	3.5
3.3	B	T496B335(1J016A(2))	0.5	6.0	3.5
4.7	B	T496B475(1J016A(2))	0.8	6.0	3.5
6.8	C	T496C685(1J016A(2))	1.1	6.0	2.0
10.0	B	T496B106(1J016A(2))	1.6	6.0	3.5
10.0	C	T496C106(1J016A(2))	1.6	6.0	2.0
15.0	C	T496C156(1J016A(2))	2.4	6.0	2.0
22.0	D	T496D226(1J016A(2))	3.6	6.0	1.0
22.0	*C	T496C226(1J016A(2))	3.6	6.0	1.6
33.0	D	T496D336(1J016A(2))	5.3	6.0	1.0
47.0	X	T496X476(1J016A(2))	7.5	6.0	0.9
47.0	D	T496D476(1J016A(2))	7.5	6.0	0.8
100.0	*X	T496X107(1J016A(2))	16.0	8.0	0.7

Capacitance $\mu\text{F}$	Case Size	KEMET Part Number	DCL $\mu\text{A}$ @ 25°C Max.	DF % @ +25°C 120 Hz Max.	ESR $\Omega$ @ +25°C 100 kHz Max.
<b>20 Volt Rating at +85°C (13 Volt Rating at +125°C)</b>					
1.5	B	T496B155(1J020A(2))	0.5	6.0	5.0
2.2	B	T496B225(1J020A(2))	0.5	6.0	3.5
3.3	B	T496B335(1J020A(2))	0.7	6.0	3.5
4.7	C	T496C475(1J020A(2))	1.0	6.0	2.0
6.8	C	T496C685(1J020A(2))	1.4	6.0	2.0
10.0	C	T496C106(1J020A(2))	2.0	6.0	2.0
15.0	D	T496D156(1J020A(2))	3.0	6.0	1.0
22.0	D	T496D226(1J020A(2))	4.4	6.0	1.0
33.0	X	T496X336(1J020A(2))	6.6	6.0	0.9
47.0	X	T496X476(1J020A(2))	9.4	6.0	0.3
<b>25 Volt Rating at +85°C (17 Volt Rating at +125°C)</b>					
0.68	B	T496B684(1J025A(2))	0.5	4.0	6.5
1.0	B	T496B105(1J025A(2))	0.5	4.0	5.0
1.5	B	T496B155(1J025A(2))	0.5	6.0	5.0
2.2	C	T496C225(1J025A(2))	0.6	6.0	3.5
3.3	C	T496C335(1J025A(2))	0.9	6.0	2.5
4.7	C	T496C475(1J025A(2))	1.2	6.0	2.5
6.8	C	T496C685(1J025A(2))	1.7	6.0	2.0
10.0	C	T496C106(1J025A(2))	2.5	6.0	0.6
10.0	D	T496D106(1J025A(2))	2.5	6.0	1.2
15.0	D	T496D156(1J025A(2))	3.8	6.0	1.0
22.0	X	T496X226(1J025A(2))	5.5	6.0	0.9
22.0	D	T496D226(1J025A(2))	5.5	6.0	0.8
<b>35 Volt Rating at +85°C (23 Volt Rating at +125°C)</b>					
0.47	B	T496B474(1J035A(2))	0.5	4.0	8.0
0.68	B	T496B684(1J035A(2))	0.5	4.0	6.5
1.0	B	T496B105(1J035A(2))	0.5	4.0	5.0
1.5	C	T496C155(1J035A(2))	0.5	6.0	4.5
2.2	C	T496C225(1J035A(2))	0.8	6.0	3.5
3.3	C	T496C335(1J035A(2))	1.2	6.0	2.5
4.7	D	T496D475(1J035A(2))	1.7	6.0	1.5
6.8	D	T496D685(1J035A(2))	2.4	6.0	1.3
10.0	X	T496X106(1J035A(2))	3.5	6.0	1.0
15.0	*X	T496X156(1J035A(2))	5.3	6.0	0.9
22.0	X	T496X226(1J035A(2))	7.7	6.0	0.3
<b>50 Volt Rating at +85°C (33 Volt Rating at +125°C)</b>					
0.15	B	T496B154(1J050A(2))	0.5	4.0	16.0
0.22	B	T496B224(1J050A(2))	0.5	4.0	14.0
0.33	B	T496B334(1J050A(2))	0.5	4.0	10.0
0.47	C	T496C474(1J050A(2))	0.5	4.0	8.0
0.68	C	T496C684(1J050A(2))	0.5	4.0	7.0
1.0	C	T496C105(1J050A(2))	0.5	4.0	5.5
1.5	C	T496C155(1J050A(2))	0.8	6.0	5.0
2.2	D	T496D225(1J050A(2))	1.1	6.0	2.5
3.3	D	T496D335(1J050A(2))	1.7	6.0	2.0

- To complete KEMET Part Number, insert M for  $\pm 20\%$  tolerance or K for  $\pm 10\%$  tolerance.
- To complete KEMET Part Number, insert lead material designation for Ordering Information on page 36.

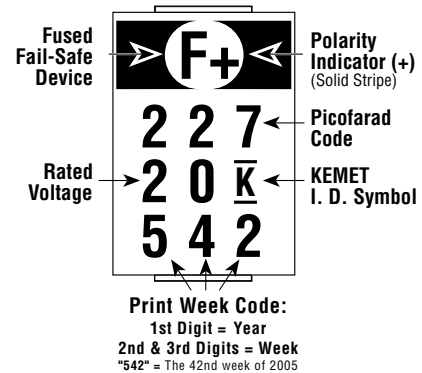
Higher voltage ratings and tighter capacitance tolerance product may be substituted within the same size at KEMET's option. Voltage substitutions will be marked with the higher voltage rating.

### T496 SERIES CONSTRUCTION



### CAPACITOR MARKINGS

T496 Series — All Case Sizes



# Mouser Electronics

Authorized Distributor

Click to View Pricing, Inventory, Delivery & Lifecycle Information:

## KEMET:

[T496X107K016AS](#) [T496X156M035AS](#) [T496C106K016AS](#) [T496C106K020AS](#) [T496D226K020AS](#)  
[T496D686K010ASE800](#) [T496X156M035ASE900](#) [T496X107K016ASE700](#) [T496C475K025ASE2K5](#)  
[T496D225K050ASE2K5](#) [T496D226K020ASE1K0](#) [T496D226K025ASE800](#) [T496D476K016ASE800](#)