


# ExaMAX<sup>®</sup>

## HIGH-SPEED BACKPLANE CONNECTOR & CABLE SYSTEMS

(2.00 mm) .0787" PITCH




### FEATURES & BENEFITS

#### ExaMAX<sup>®</sup> High-Speed Backplane System


- Meets a variety of industry specifications
- Exceeds OIF CEI-28G-LR specification for 28 Gbps standards
- 24 - 72 pair designs (4 and 6 pairs; 6, 8, 10 and 12 columns)
- Wafer design increases isolation for reduced crosstalk
- Press-fit tails provide a reliable electrical connection

#### ExaMAX<sup>®</sup> High-Speed Backplane Cable Assemblies


- 30 & 34 AWG Eye Speed<sup>®</sup> Ultra Low Skew Twinax Cable offers improved signal integrity, increased flexibility and routability
- Highly customizable with modular flexibility
- Reduce costs due to lower layer counts
- Multiple end options available



Staggered Differential Pair Design



Two Reliable Points of Contact at All Times



Wafer Design Reduces Crosstalk



Traditional, Coplanar and Direct Mate Orthogonal



Intermateable with all ExaMAX<sup>®</sup> Connectors

### KEY SPECIFICATIONS

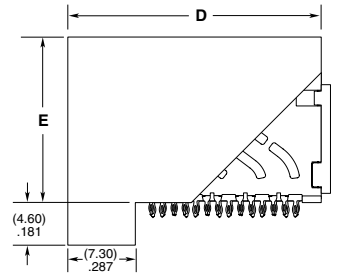
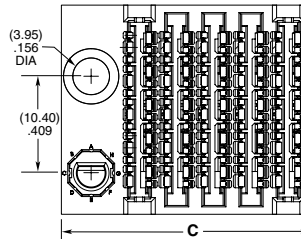
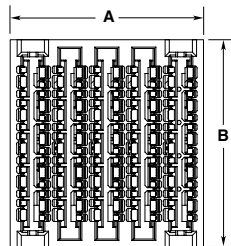
| PITCH   | INSULATOR MATERIAL                   | CONTACT MATERIAL | PLATING                       | OPERATING TEMP RANGE | CURRENT RATING |
|---------|--------------------------------------|------------------|-------------------------------|----------------------|----------------|
| 2.00 mm | LCP<br>Zinc Alloy (EGBX Series only) | Copper Alloy     | Sn over 50 μ"<br>(1.27 μm) Ni | -55 °C to +105 °C    | 4.2 A per pin  |

**(2.00 mm) .0787" PITCH • RIGHT-ANGLE SOCKET & DIRECT-MATE ORTHOGONAL**

| EBTF | NO. OF PAIRS PER COLUMN                | COLUMNS  | COLUMN PITCH                 | PLATING  | RA | 1 | GUIDANCE   | KEYING  |
|------|--|--|------------------------------|--|----|---|--|---|
|      | -4<br>= 4 Pairs<br><br>-6<br>= 6 Pairs | -06, -08,<br>-10, -12<br>(-12 column only available in -6 pairs) | -2.0<br>= (2.0 mm)<br>.0787" | -S<br>= 30 μm<br>(0.76 μm)<br>Gold on contact area, Matte Tin on tails |    |   | (Leave Blank for no Guidance)<br><br>-L<br>= Left Guidance<br><br>-R<br>= Right Guidance | (Only with -L or -R Guidance; Leave Blank for no Keying)<br><br>-A thru -H<br>= Position of Flat on Key (See Table) |

**EBTF-RA**  
Board Mates:  
EBTM,  
EBDM-RA

Cable Mates:  
EBCM



| KEYING (-RA) |    |    |    |    |    |    |    |    |
|--------------|----|----|----|----|----|----|----|----|
| -L / -R      | -A | -B | -C | -D | -E | -F | -G | -H |
|              |    |    |    |    |    |    |    |    |

| NO. OF COLUMNS | A            | C             |
|----------------|--------------|---------------|
| -06            | (12.90) .508 | (18.85) .742  |
| -08            | (16.90) .665 | (22.85) .900  |
| -10            | (20.90) .823 | (26.85) 1.057 |
| -12            | (24.90) .980 | (30.85) 1.215 |

| NO. OF PAIRS PER COLUMN | B             | D             | E            |
|-------------------------|---------------|---------------|--------------|
| -4                      | (22.50) .886  | (28.40) 1.118 | (17.90) .705 |
| -6                      | (29.70) 1.169 | (35.60) 1.402 | (25.10) .988 |

View complete specifications at: [samtec.com?EBTF-RA](http://samtec.com?EBTF-RA)

| EBDM | PAIRS | COLUMNS | 2.0 | PLATING | RA | 1 | GUIDANCE | SCREW MOUNT |
|------|-------|---------|-----|---------|----|---|----------|-------------|
|------|-------|---------|-----|---------|----|---|----------|-------------|

-6  
= 6 Pairs  
  
-06, -08,  
-10, -12

-S  
= 30 μm (0.76 μm) Gold on contact area, Matte Tin on tails

(Leave Blank for no Pin)

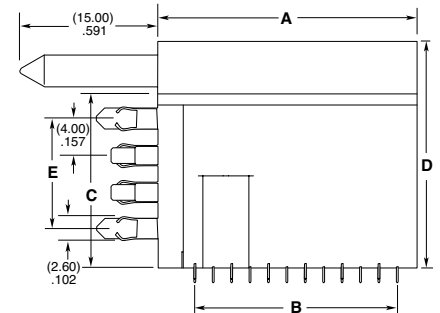
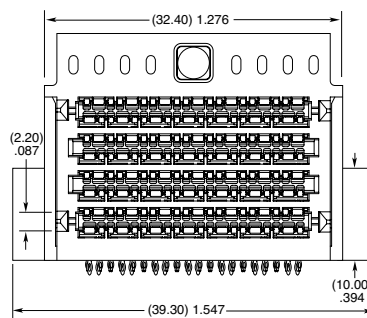

(Leave Blank for no Screw Mount)

-G  
= Guide Pin

-S  
= Screw Mount

**EBDM-RA**  
Board Mates:  
EBTF-RA

Cable Mates:  
EBCF



| COLUMNS | A             | B            | C (without -G) | D (with -G)   | E            |
|---------|---------------|--------------|----------------|---------------|--------------|
| -06     | (16.15) .636  | (10.00) .394 | (15.00) .591   | (20.65) .813  | (8.00) .315  |
| -08     | (20.15) .793  | (14.00) .551 | (19.00) .748   | (24.65) .970  | (12.00) .472 |
| -10     | (24.15) .951  | (18.00) .709 | (23.00) .906   | (28.65) 1.128 | (16.00) .630 |
| -12     | (28.15) 1.108 | (22.00) .866 | (27.00) 1.063  | (32.65) 1.285 | (20.00) .787 |

**Notes:**  
Some lengths, styles and options are non-standard, non-returnable.

ExaMAX<sup>®</sup> is a registered trademark of AFCI.

View complete specifications at: [samtec.com?EBDM-RA](http://samtec.com?EBDM-RA)

# Mouser Electronics

Authorized Distributor

Click to View Pricing, Inventory, Delivery & Lifecycle Information:

## Samtec:

[EBTF-4-10-2.0-S-RA-1](#) [EBTF-6-12-2.0-S-RA-1-R](#) [EBTF-6-12-2.0-S-RA-1](#) [EBTF-6-06-2.0-S-RA-1-R](#) [EBTF-6-06-2.0-S-RA-1-L](#) [EBTF-6-12-2.0-S-RA-1-L](#) [EBTF-4-06-2.0-S-RA-1](#) [EBTF-4-10-2.0-S-RA-1-L](#) [EBTF-4-10-2.0-S-RA-1-R](#) [EBTF-6-10-2.0-S-RA-1](#) [EBTF-4-06-2.0-S-RA-1-L](#) [EBTF-4-06-2.0-S-RA-1-R](#) [EBTF-6-10-2.0-S-RA-1-L](#) [EBTF-6-10-2.0-S-RA-1-R](#) [EBTF-6-08-2.0-S-RA-1](#) [EBTF-6-12-2.0-S-RA-1-L-G](#) [EBTF-6-08-2.0-S-RA-1-L](#) [EBTF-4-06-2.0-S-RA-1-R-A](#) [EBTF-4-08-2.0-S-RA-1](#) [EBTF-4-08-2.0-S-RA-1-L](#) [EBTF-4-08-2.0-S-RA-1-R](#) [EBTF-4-10-2.0-S-RA-1-L-A](#) [EBTF-4-10-2.0-S-RA-1-L-B](#)