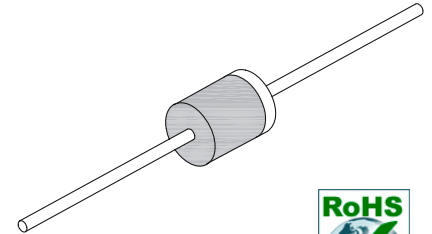


## 6.0A Standard Rectifier

### Features

- Low Forward Voltage Drop
- Low Reverse Leakage
- High Surge Current Capability
- High Reliability
- High Temperature Soldering Guaranteed 260°C/10 seconds  
.375" (9.5mm) lead length, 5lbs (2.3kg) tension
- RoHS compliant



T6



### Mechanical Data

<b>Case:</b>	Molded Plastic
<b>Epoxy:</b>	Meets UL 94V-0 flammability rating
<b>Terminals:</b>	Axial leads, solderable per MIL-STD-202E, Method 208C
<b>Polarity:</b>	Cathode indicated by color band
<b>Weight:</b>	0.07 ounce, 2.1grams

### Maximum Ratings ( $T_{Ambient}=25^{\circ}C$ unless noted otherwise)

Symbol	Description	T6A05	T6A10	T6A20	T6A40	T6A60	T6A80	T6A100	Unit
<b>VRRM</b>	Maximum Repetitive Peak Reverse Voltage	50	100	200	400	600	800	1000	V
<b>VRMS</b>	Maximum RMS Voltage	35	70	140	280	420	560	700	V
<b>VDC</b>	Maximum DC Blocking Voltage	50	100	200	400	600	800	1000	V
<b>IO(AV)</b>	Maximum Average Forward Rectified Current @Ta=60° C	6.0							A
<b>IFSM</b>	Peak Forward Surge Current (Note1)	250							A
<b>TJ</b>	Operating Junction Temperature Range	-65 to +150							° C
<b>TSTG</b>	Storage Temperature Range	-65 to +150							° C

# 6.0A Standard Rectifier

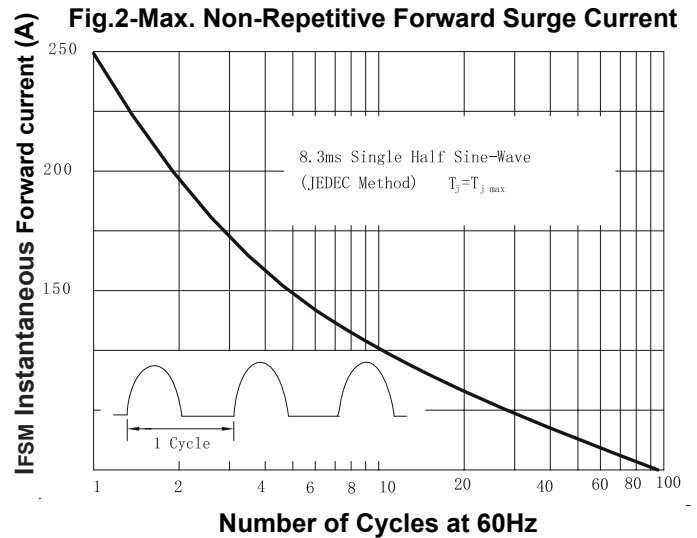
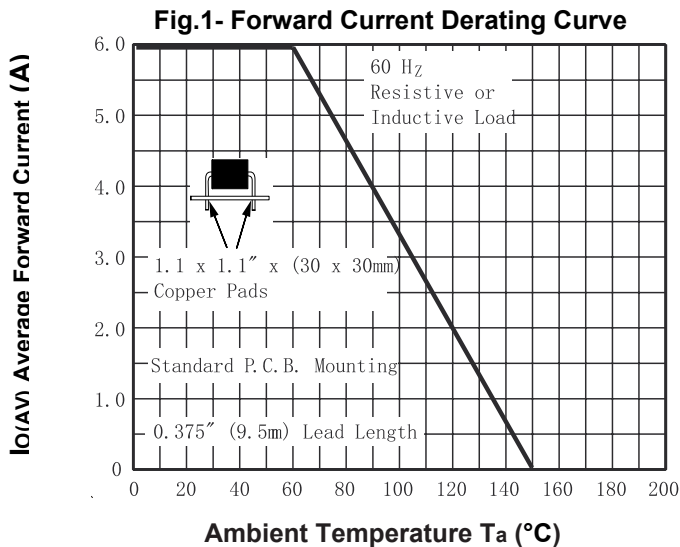
## T6A05 - T6A100

### Electrical Characteristics ( $T_{Ambient}=25^{\circ}C$ unless noted otherwise)

Symbol	Description	T6A05	T6A10	T6A20	T6A40	T6A60	T6A80	T6A100	Unit
$V_F$	Maximum Forward Voltage @ $I_F=6.0A$	0.95							V
$I_R$	Maximum DC Reverse Current at Rated DC Blocking Voltage	$T_A=25^{\circ}C$				5.0			$\mu A$
		$T_A=100^{\circ}C$				50			
$C_J$	Typical Junction Capacitance (Note2)					100			pf
$R_{\theta-JA}$	Maximum Thermal Resistance (Note3)					10			$^{\circ}C/W$

- Note:**
1. 8.3ms single half sine-wave superimposed on rated load (JEDEC method)
  2. Measured at 1MHz and applied reverse voltage of 4.0Volts D.C.
  3. Thermal resistance from junction to ambient at .375" (9.5mm) lead length.

### Typical Characteristics Curves



# 6.0A Standard Rectifier

## T6A05 - T6A100

Fig.3-Typical Instantaneous Forward Characteristics

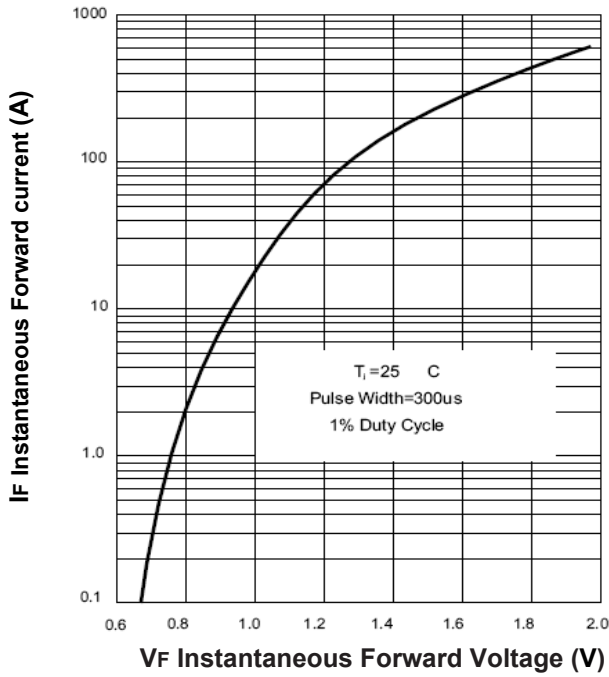


Fig.4- Typical Reverse Characteristics

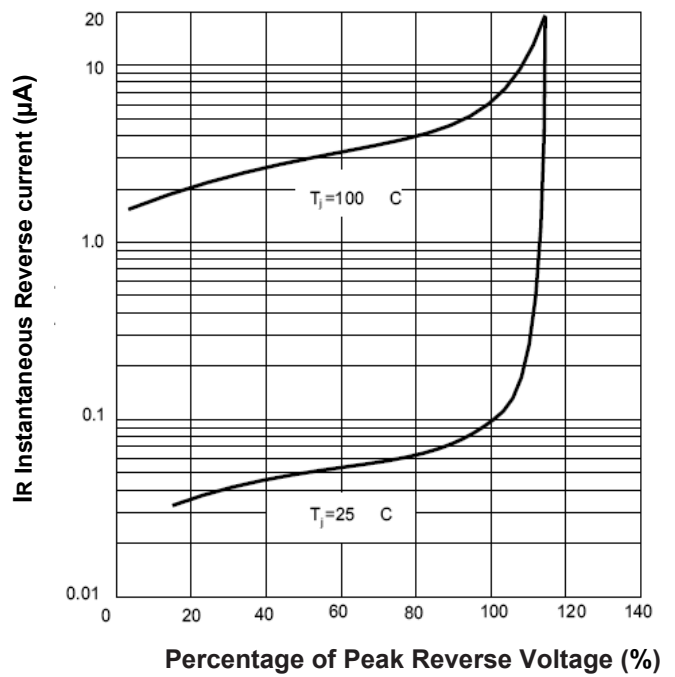
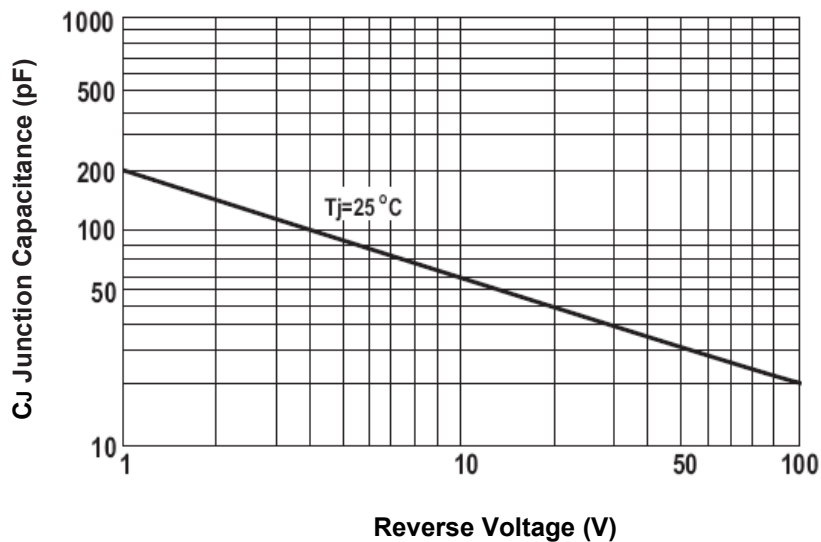


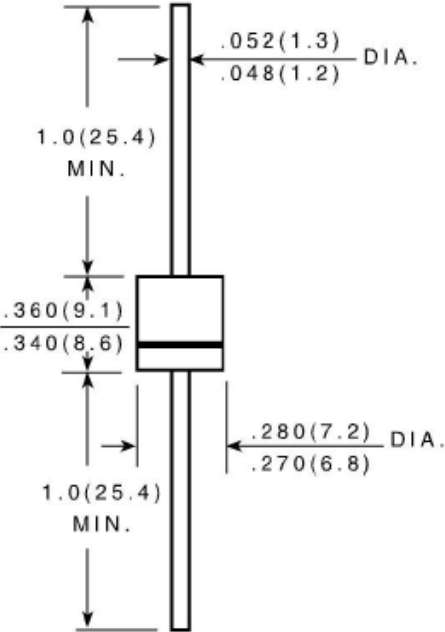
Fig.5-Typical junction capacitance



# 6.0A Standard Rectifier

## T6A05 - T6A100

### Dimensions in inches (mm)



T6

### Marking Information:

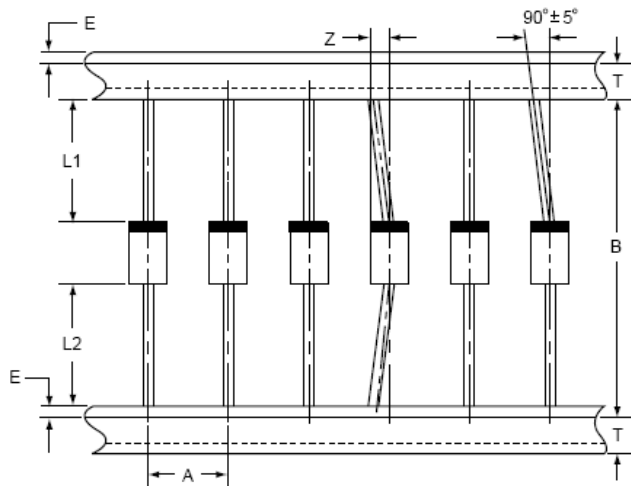


# 6.0A Standard Rectifier

## T6A05 - T6A100

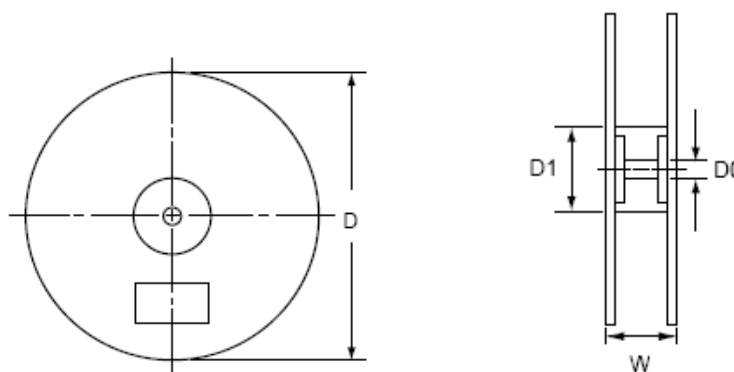
### Packing Information:

#### Carrier Tape Dimensions (in mm)



Components Outline	A	B	L1- L2	T	E	Z
T6	10±0.5	52.4+1.5/-0.4	Max.1.0	6.0±0.4	Max.0.8	Max.1.2

#### Reel Dimensions (in mm)



D	D0	D1	W
330.0	30.0±5.0	85.7±5.0	79.0±1.0

## 6.0A Standard Rectifier

### T6A05 - T6A100

#### Packing Quantity Information:

Type	PCS per Inner Box	PCS per Carton
-TR30 Tape & Reel	1000/Reel	4000
-BL Bulk	400	9600
-AR Ammo	400	7200

#### Carton Information:

Type	Carton Size
-TR30 Tape & Reel	360 X 350 X 345 ( in mm)
-BL Bulk	360 X 325 X 295 ( in mm)
-AR Ammo	500 X 280 X 305( in mm)

#### How to contact us

##### USA HEADQUARTERS

28040 WEST HARRISON PARKWAY, VALENCIA, CA 91355-4162

Tel: (800)-TAITRON (800)-824-8766 (661)-257-6060

Fax: (800)-TAITFAX (800)-824-8329 (661)-257-6415

Email: [taitron@taitroncomponents.com](mailto:taitron@taitroncomponents.com)

Http://[www.taitroncomponents.com](http://www.taitroncomponents.com)

##### TAITRON COMPONENTS INCORPORATED TAIWAN BRANCH

6F., NO.190, SEC. 2, ZHONGXING RD., XINDIAN DIST., NEW TAIPEI CITY 23146, TAIWAN R.O.C.

Tel: 886-2-2913-6238

Fax: 886-2-2913-6239

##### TAITRON COMPONENT TECHNOLOG SHANGHAI CORPORATION

SUITE 1503, METROBANK PLAZA, 1160 WEST YAN'AN ROAD, SHANGHAI, 200052, CHINA

Tel: +86-21-5424-9942

Fax: +86-21-2302-5027