

Features

- V_Z – Tolerance: $\pm 5\%$
- For Surface Mount Applications
- Halogen Free. “Green” Device (Note 1)
- Moisture Sensitivity Level 1
- Epoxy Meets UL 94 V-0 Flammability Rating
- Lead Free Finish/RoHS Compliant (Note 2) ("P" Suffix Designates Compliant. See Ordering Information)

Maximum Ratings

- Operating Junction Temperature Range: -65°C to $+150^{\circ}\text{C}$
- Storage Temperature Range: -65°C to $+150^{\circ}\text{C}$
- Thermal Resistance : 100°C/W Junction to Ambient
- Thermal Resistance : 75°C/W Junction to Lead

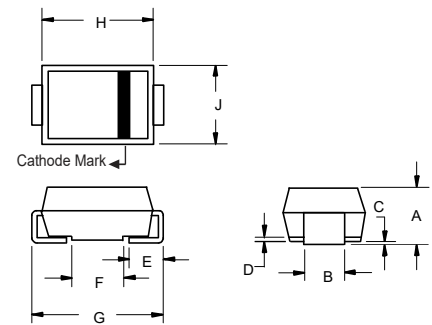
Parameter	Symbol	Rating	Conditions
Power Dissipation	P_D	1.0W	$T_A \leq 50^{\circ}\text{C}$
Zener Current	I_Z	P_d/V_z mA	
Maximum Forward Voltage	V_F	1.2V	$I_F = 100\text{mA}$

Note:

1. Halogen free "Green" products are defined as those which contain $<900\text{ppm}$ bromine, $<900\text{ppm}$ chlorine ($<1500\text{ppm}$ total Br + Cl) and $<1000\text{ppm}$ antimony compounds.
2. High Temperature Solder Exemption Applied, see EU Directive Annex 7a.

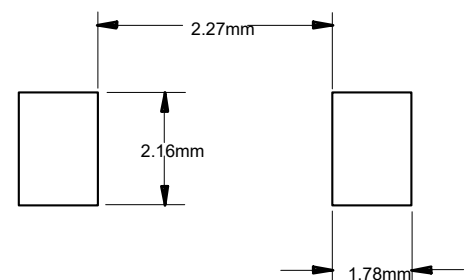
1.0 Watt Surface Mount Silicon Zener Diodes 5.1V to 100V

SMA (DO-214AC) LEAD FRAME



DIM	DIMENSIONS				NOTE
	INCHES		MM		
	MIN	MAX	MIN	MAX	
A	0.075	0.096	1.90	2.44	
B	0.050	0.064	1.27	1.63	
C	0.002	0.008	0.051	0.203	
D	---	0.020	---	0.51	
E	0.030	0.060	0.76	1.52	
F	0.065	0.091	1.65	2.32	
G	0.189	0.220	4.80	5.59	
H	0.157	0.187	4.00	4.75	
J	0.090	0.115	2.25	2.92	

SUGGESTED SOLDER PAD LAYOUT



Electrical Characteristics @ 25°C Unless Otherwise Specified

MCC Part Number	Zener Voltage	Test Current	Maximum Dynamic Impedance	Knee Current	Knee Impedance	Maximum Reverse Current	Reverse Voltage	Maximum DC Zener Current	Marking Code
	V_Z	I_{ZT}	$Z_{ZT} @ I_{ZT}$	I_{ZK}	Z_{Zk}	I_R	V_R	$I_{ZM}@T_A=50^\circ C$	
	V	mA	Ω	mA	Ω	μA	V	mA	
SMAJ4733A	5.1	49	7	1	550	10	1	177	733A
SMAJ4734A	5.6	45	5	1	600	10	2	161	734A
SMAJ4735A	6.2	41	2	1	700	10	3	146	735A
SMAJ4736A	6.8	37	3.5	1	700	10	4	133	736A
SMAJ4737A	7.5	34	4	0.5	700	10	5	121	737A
SMAJ4738A	8.2	31	4.5	0.5	700	10	6	110	738A
SMAJ4739A	9.1	28	5	0.5	700	10	7	100	739A
SMAJ4740A	10	25	7	0.25	700	10	7.6	91	740A
SMAJ4741A	11	23	8	0.25	700	5	8.4	83	741A
SMAJ4742A	12	21	9	0.25	700	5	9.1	76	742A
SMAJ4743A	13	19	10	0.25	700	5	9.9	69	743A
SMAJ4744A	15	17	14	0.25	700	5	11.4	61	744A
SMAJ4745A	16	15.5	16	0.25	700	5	12.2	57	745A
SMAJ4746A	18	14	20	0.25	750	5	13.7	50	746A
SMAJ4747A	20	12.5	22	0.25	750	5	15.2	45	747A
SMAJ4748A	22	11.5	23	0.25	750	5	16.7	41	748A
SMAJ4749A	24	10.5	25	0.25	750	5	18.2	38	749A
SMAJ4750A	27	9.5	35	0.25	750	5	20.6	34	750A
SMAJ4751A	30	8.5	40	0.25	1000	5	22.8	30	751A
SMAJ4752A	33	7.5	45	0.25	1000	5	25.1	27	752A
SMAJ4753A	36	7	50	0.25	1000	5	27.4	25	753A
SMAJ4754A	39	6.5	60	0.25	1000	5	29.7	23	754A
SMAJ4755A	43	6	70	0.25	1500	5	32.7	22	755A
SMAJ4756A	47	5.5	80	0.25	1500	5	35.8	19	756A
SMAJ4757A	51	5	95	0.25	1500	5	38.8	18	757A
SMAJ4758A	56	4.5	110	0.25	2000	5	42.6	16	758A
SMAJ4759A	62	4	125	0.25	2000	5	47.1	14	759A
SMAJ4760A	68	3.7	150	0.25	2000	5	51.7	13	760A
SMAJ4761A	75	3.3	175	0.25	2000	5	56	12	761A
SMAJ4762A	82	3	200	0.25	3000	5	62.2	11	762A
SMAJ4763A	91	2.8	250	0.25	3000	5	69.2	10	763A
SMAJ4764A	100	2.5	350	0.25	3000	5	76	9	764A

Curve Characteristics

Fig. 1 - Power Derating Curve

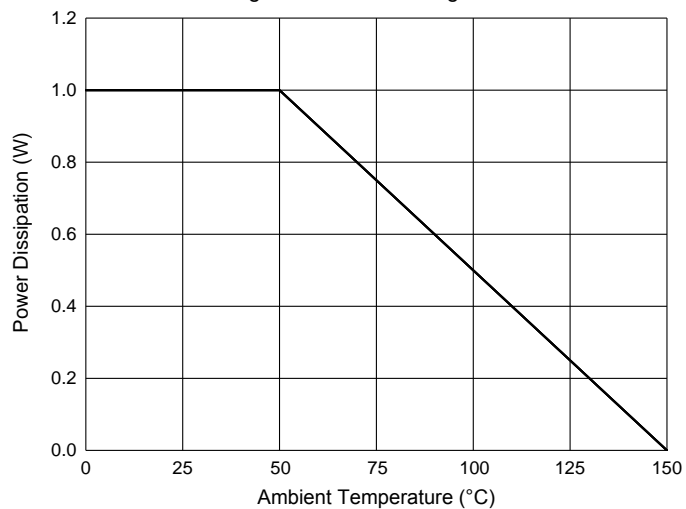
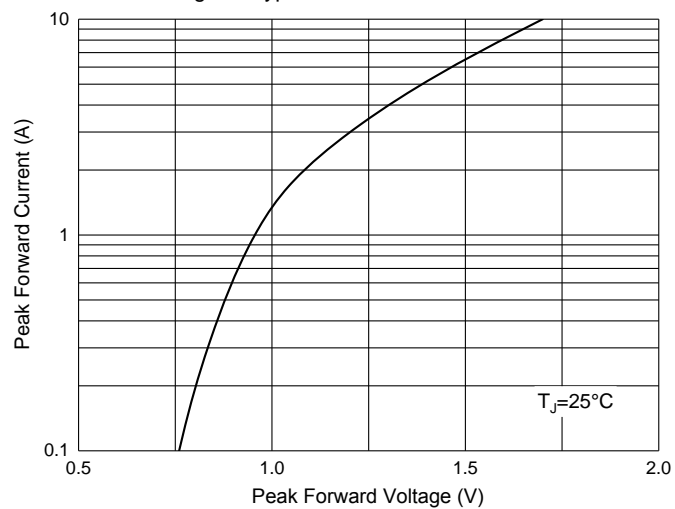


Fig. 2 - Typical Forward Characteristics



Ordering Information

Device	Packing
Part Number-TP	Tape&Reel:7.5Kpcs/Reel

IMPORTANT NOTICE

Micro Commercial Components Corp. reserves the right to make changes without further notice to any product herein to make corrections, modifications , enhancements , improvements , or other changes . **Micro Commercial Components Corp** . does not assume any liability arising out of the application or use of any product described herein; neither does it convey any license under its patent rights ,nor the rights of others . The user of products in such applications shall assume all risks of such use and will agree to hold **Micro Commercial Components Corp** . and all the companies whose products are represented on our website, harmless against all damages. **Micro Commercial Components Corp.** products are sold subject to the general terms and conditions of commercial sale, as published at <https://www.mccsemi.com/Home/TermsAndConditions>.

LIFE SUPPORT

MCC's products are not authorized for use as critical components in life support devices or systems without the express written approval of Micro Commercial Components Corporation.

CUSTOMER AWARENESS

Counterfeiting of semiconductor parts is a growing problem in the industry. Micro Commercial Components (MCC) is taking strong measures to protect ourselves and our customers from the proliferation of counterfeit parts. MCC strongly encourages customers to purchase MCC parts either directly from MCC or from Authorized MCC Distributors who are listed by country on our web page cited below. Products customers buy either from MCC directly or from Authorized MCC Distributors are genuine parts, have full traceability, meet MCC's quality standards for handling and storage. **MCC will not provide any warranty coverage or other assistance for parts bought from Unauthorized Sources.** MCC is committed to combat this global problem and encourage our customers to do their part in stopping this practice by buying direct or from authorized distributors.

Mouser Electronics

Authorized Distributor

Click to View Pricing, Inventory, Delivery & Lifecycle Information:

[Micro Commercial Components \(MCC\):](#)

[SMAJ4742A-TP](#) [SMAJ4750A-TP](#) [SMAJ4754A-TP](#) [SMAJ4736A-TP](#) [SMAJ4752A-TP](#) [SMAJ4744A-TP](#) [SMAJ4741A-TP](#) [SMAJ4735A-TP](#) [SMAJ4738A-TP](#) [SMAJ4748A-TP](#) [SMAJ4751A-TP](#) [SMAJ4745A-TP](#) [SMAJ4739A-TP](#) [SMAJ4740A-TP](#) [SMAJ4753A-TP](#) [SMAJ4747A-TP](#) [SMAJ4749A-TP](#) [SMAJ4743A-TP](#) [SMAJ4737A-TP](#) [SMAJ4746A-TP](#) [SMAJ4764A-TP](#) [SMAJ4762A-TP](#) [SMAJ4763A-TP](#) [SMAJ4761A-TP](#) [SMAJ4757A-TP](#) [SMAJ4755A-TP](#) [SMAJ4760A-TP](#) [SMAJ4759A-TP](#) [SMAJ4756A-TP](#) [SMAJ4758A-TP](#) [SMAJ4733A-TP](#) [SMAJ4734A-TP](#)