

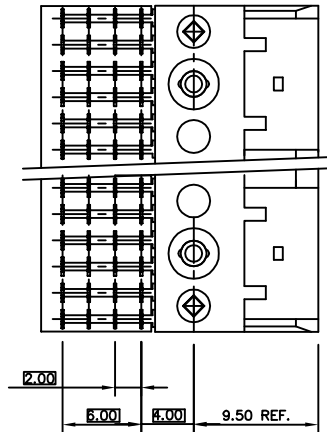
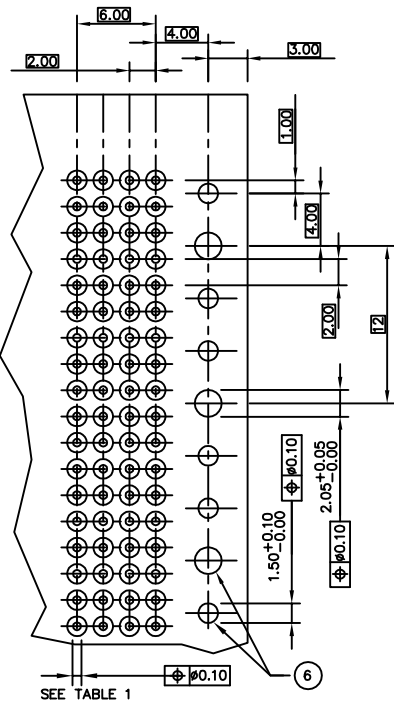
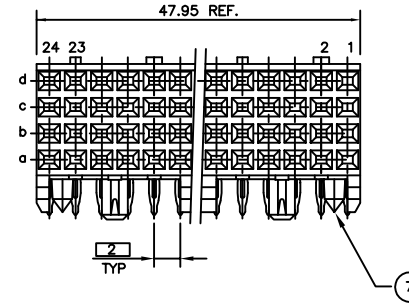
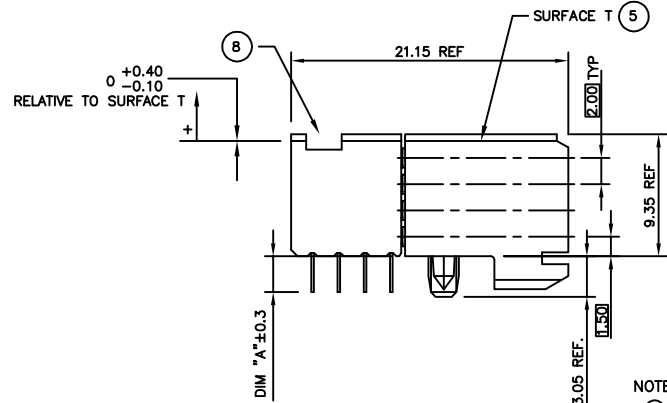
Tous droits strictement reserves. Reproduction ou communication a des tiers interdite sous quelque forme que ce soit sans autorisation écrite du propriétaire. Propriete de c FCI. Droits de reproduction FCI.



All rights strictly reserved. Reproduction or issue to third parties in any form whatever is not permitted without written authority from the proprietor. Property of FCI. Copyright FCI.

PRODUCT NUMBER	PCB THICKNESS	DIM "A"
88947-X02	1.6	2.90
88947-X12	2.4	3.53
88947-X02LF	1.6	2.90
88947-X12LF	2.4	3.53

PLATING CONTACT AREA:	
DASH NR:	PERFORMANCE LEVEL
-1YY/1YYLF	TELCORDIA CO
-2YY/2YYLF	CUSTOMER SPECIAL
-3YY/3YYLF	CUSTOMER SPECIAL



NOTES:

- CONNECTOR MATERIALS:
HOUSING: LCP, 30% GLASS FILLED, UL 94-V0 COMPLIANT
TERMINAL: PHOSPHOR BRONZE ALLOY
 - PRESS-FIT TAIL PLATING: 0.5-1.5 μm TIN LEAD
 - PRODUCT SPECIFICATION:
GS-12-002
 - APPLICATION SPECIFICATIONS:
BUS-20-061
GS-20-001
TA-941
 - PRODUCT MARKING: (PART NUMBER & LOT CODE).
 - INDICATED HOLES ARE UNPLATED.
 - DIAMOND LOCATION PEG ARE ONLY EXISTED ON THE BOTH SIDES OF PRODUCT.
 - TOP SURFACE OF PRESS BLOCK MAY EXTEND UP TO 0.4MM HIGHER THAN HOUSING. THIS MAY AFFECT THE TAIL LENGTH BEFORE APPLICATION TO A BOARD.
 - THESE PRODUCTS WHERE THE PART NUMBER ENDS IN "LF" MEET THE EUROPEAN UNION DIRECTIVES AND OTHER COUNTRY REGULATIONS AS DESCRIBED IN GS-22-008.
- ALL PRODUCTS WILL WITHSTAND EXPOSURE TO 240°C FOR 60 SECONDS IN A CONVECTION, INFAR-RED OR VAPOR PHASE REFLOW OVEN.
- FOR LEAD FREE PART NUMBERS ADD "LF" SUFFIX. EXAMPLE: 88947-XYLF.

HOLE DIAMETER AFTER PLATING	0.65-0.80
DRILLED HOLE	0.81-0.86 (0.85 DRILL)
COPPER PLATING	0.025 - 0.05
SnPb PLATING	0.005-0.015

mat'l. code		tolerances unless otherwise specified		CUSTOMER COPY		FCI	
SEE NOTES						www.fciconnect.com	
ltr	ecn no	dr	date	linear	.X ±.3	projection	title
M	DG07-0170	Cenh	05/22/07		.XX ±.10		B SERIES R/A SIGNAL RECEPT ASSY 4 ROW, 4 MOD, PF
N	DG08-0171	TER	8/15/08		.XXX ±.050		
P	DG09-0068	Cenh	06/06/09	angles	0° ±2'		product family METRAL (tm) size dwg no
J	V03-0722	LP	8/22/03	dr	STU STONER 10/29/92		
K	V05-0074	LP	4/12/05	chr	R.DOUTRICH 10/29/92	MM	213
L	V05-0522	DAI	6/8/05	appd	STU STONER 10/29/92	scale	sheet
sheet index		revision sheet	P 1			1:1	A
						88947	
						cage code 22526	

RECOMMENDED PC BOARD LAYOUT, COMPONENT SIDE.