

(2,54mm) .100"

SS, SD, ESD, ESS, HSS SERIES

PRECISION MACHINED SOCKET STRIPS

Mates with:
TS, TD, HTS, BBS,
BBD, BBL, BDL, BHS,

SPECIFICATIONS

For complete specifications see www.samtec.com?SS, www.samtec.com?ESS, www.samtec.com?SD or www.samtec.com?ESD

SS, SD, ESS, ESD

Insulator Material:
Black G.F. Polyester
Contact:
BeCu
Shell:
Brass



except Style 5A
Phosphor Bronze
Current Rating: 1A
Plating:
Au over 50µ" (1,27µm) Ni or
Sn over 50µ" (1,27µm) Ni

Operating Temp Range:
-55°C to +125°C
Contact Resistance:
10 mΩ max

Insertion Force:
(Single contact only)
Standard=
9oz (2,50N) avg.,
16oz (4,45N) max

Low Insertion Force=
2.5oz (0,70N) avg.,
5.5oz (1,53N) max

Withdrawal Force:
(Single contact only)
Standard=
2.5oz (0,70N) avg.,
1.5oz (0,42N) min

Low Insertion Force=
2.0oz (0,56N) avg.,
0.35oz (0,10N) min

Insertion Depth:
(-05 thru -08, -1X & -21X, -5A)
(3,18mm) .125" to
(3,99mm) .157"

Insertion Depth: (-2, -22, -38)
(2,41mm) .095" to
(3,68mm) .145"

Insertion Depth: (-7)
(2,41mm) .095" to
(3,51mm) .138"

RoHS Compliant:
Yes
Lead-Free Solderable:
Wave, or reflow with all Au

SPECIFICATIONS

For complete specifications see www.samtec.com?HSS

HSS

Same as SS except:
Insulator Material:
Black Liquid Crystal Polymer

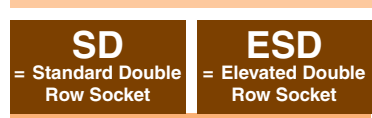
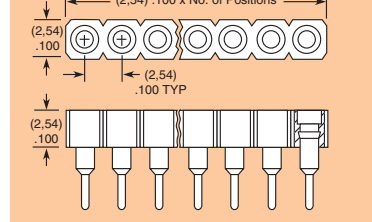


Max Processing Temp:
230°C for 60 seconds, or
260°C for 20 seconds 3x with
all Au

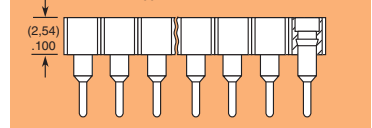
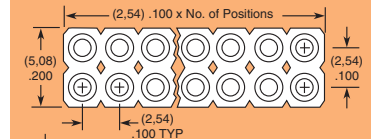
Lead-Free Solderable:
Wave, or reflow with all Au

TYPE STRIP	1	NO. PINS PER ROW	PLATING OPTION	LEAD STYLE	OPTION	OTHER OPTION
		01 thru 32 = SS, ESS Series	-S = 10µ" (0,25µm) Gold contact, Tin shell (Styles 2 & 22 only)		-L = Locking Socket Add -L suffix for locking lead socket in end positions. Requires Style -2 or -22 and .035" ± .003 DIA board hole.	-N = Non Flush
		01 thru 36 = HSS, SD & ESD Series	-T = 30µ" (0,76µm) Gold contact, Tin shell		Requires -T Plating Option	N/A Style -5A
	SS = Standard Single Row Socket	HSS = High Temp Single Row Socket	-G = 30µ" (0,76µm) Gold contact, 10µ" (0,25µm) Gold shell			
	ESS = Elevated Single Row Socket		-TT = Tin contact and shell (Styles 1, 2, 18 and 21 only) (and 05 thru 08, except LIF N/A)			

ALSO AVAILABLE
Locking lead option on ESS and ESD series. Contact Samtec.



Style -5A not available.
Styles -5A & -05 thru -08 socket heads not countersunk.

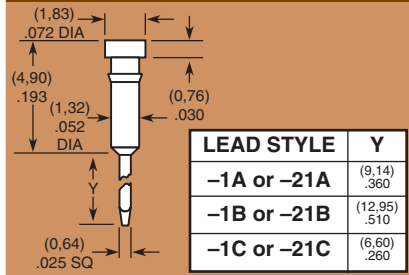


LIF= Low Insertion Force

Note:
Some lengths, styles and options are non-standard, non-returnable.

-1A, -1B or -1C

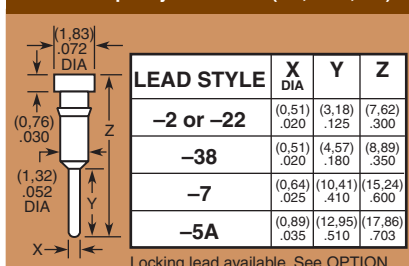
For LIF specify -21A, -21B or -21C (SS, HSS, SD)



LEAD STYLE	Y
-1A or -21A	(9,14) .360
-1B or -21B	(12,95) .510
-1C or -21C	(6,60) .260

-2, -22*, -5A, -7 or -38*

*For LIF specify -22 or -38 (SS, HSS, SD)

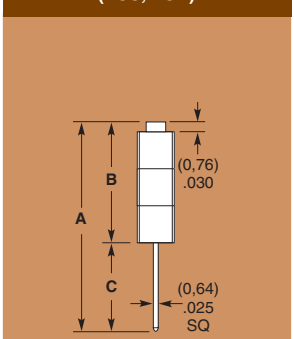


LEAD STYLE	X DIA	Y	Z
-2 or -22	(0,51) .020	(3,18) .125	(7,62) .300
-38	(0,51) .020	(4,57) .180	(8,89) .350
-7	(0,64) .025	(10,41) .410	(15,24) .600
-5A	(0,89) .035	(12,95) .510	(17,86) .703

Locking lead available. See OPTION.

-05, -06, -08

For LIF specify -25, -26, -28 (ESS, ESD)



LEAD STYLE	A	B	C
05 or 25	(17,86) .703	(13,46) .530	(4,39) .173
06 or 26	(14,05) .553	(8,38) .330	(5,66) .223
08 or 28	(17,86) .703	(8,38) .330	(9,47) .373

Due to technical progress, all designs, specifications and components are subject to change without notice.