




SMD Multilayer Ferrite Chip Bead

GCB/HCB/LCB Series



Features

- Monolithic inorganic material construction
- Closed magnetic circuit avoids crosstalk
- SMD Type & suitable for reflow and wave soldering

Application

- Personal computers, communicator equipment, digital telephone, electronic games machines, CRTs, hard disk drivers, cellular phones, PDAs, Printers and other computer peripheral products.
- Suitable for I/O ports, DC power lines and signal lines, and general circuits with unstable ground.

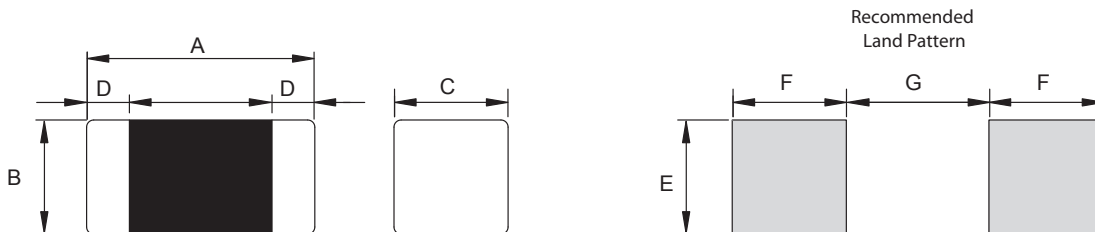
Part Numbering

GCB **1005** **K** - **300** **T** **03** - □ **A**

1 2 3 4 5 6 7 8

- 1 Product Group
GCB for General Application
HCB for High Speed Application
LCB for Power Supply Line Application
- 2 Dimension Code
- 3 Type Code
- 4 Impedance Code (Ex: 900→90Ω, 121→120Ω)
- 5 Packaging Code (T=Taping and Reel)
- 6 Rated Current (Ex: 03=300mA)
- 7 Control Code
- 8 Automobile Code

Shapes and Dimension



Unit: mm

Type	A	B	C		D	E	F	G
0603	0.60±0.03	0.30±0.03	0.30±0.03		0.15±0.05	0.40	0.35	0.30
1005	1.00±0.10	0.50±0.10	0.50±0.10		0.25±0.10	0.55	0.55	0.40
1608	1.60±0.15	0.80±0.15	0.80±0.15		0.30±0.20	0.80	1.00	0.60
2012	2.00±0.20	1.25±0.20	0.85±0.20	1.25±0.20	0.50±0.30	1.00	1.00	1.00
3216	3.20±0.20	1.60±0.20	1.10±0.20		0.50±0.30	1.40	1.10	2.20

• The specifications are subject to change or our products in it may be discontinued without advance notice. Please check with our sales representatives or product engineers before ordering.
 • The catalog has only typical specifications because there is no space for detailed specifications. Therefore, please approve our product specifications or transact the approval sheet for product specifications before ordering.



SMD Multilayer Ferrite Chip Bead

GCB/HCB/LCB Series

General Technical Data

Operating Temperature Range	-40°C~+85°C
Storage Temperature	40°C Max. , 70%RHMax.

Electrical Characteristics

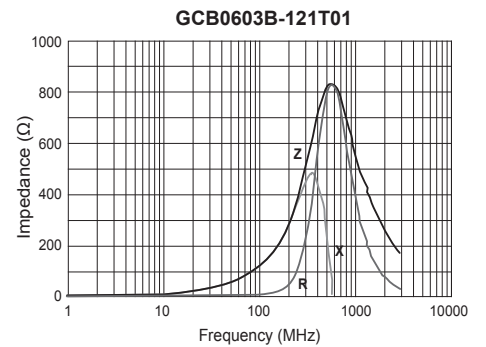
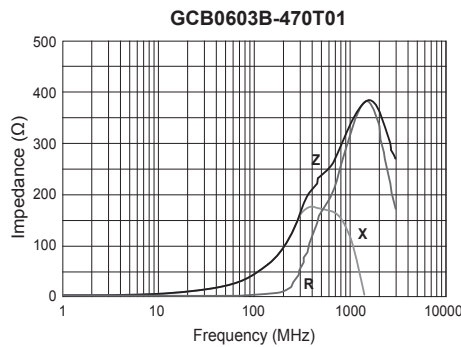
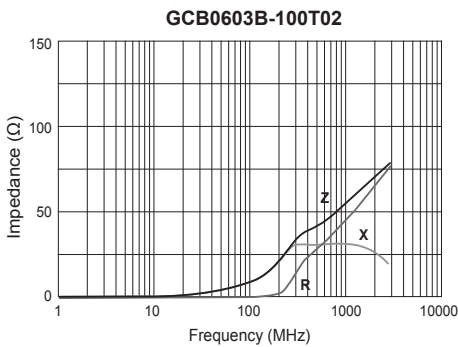
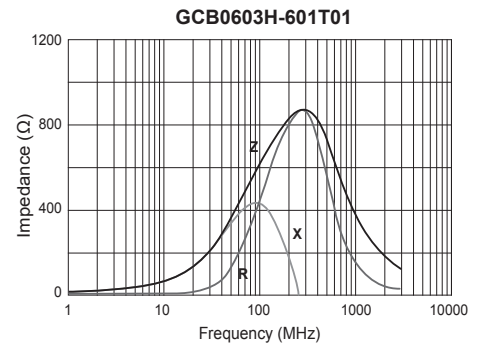
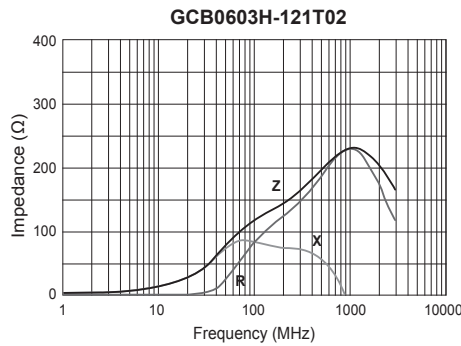
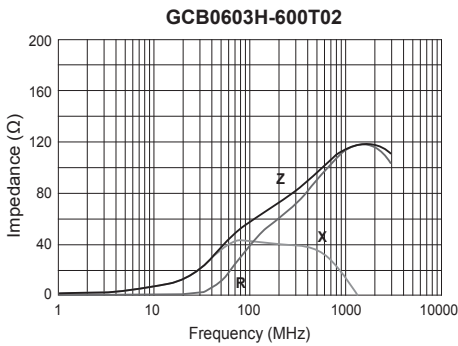
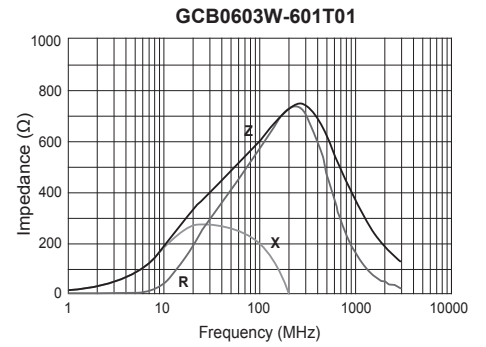
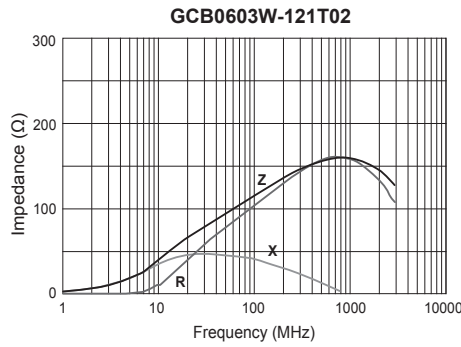
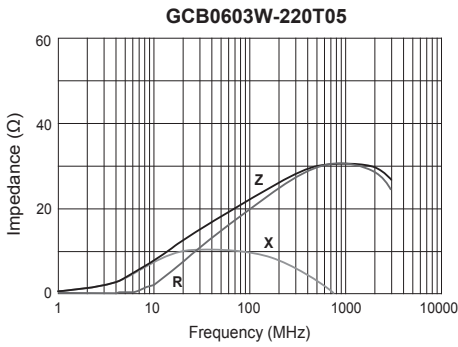
Part Number	Impedance	Test Frequency	DC Resistance (RDC) Max.	Rated Current (IDC) Max.
GCB0603 Series				
GCB0603W-220T05-□	22Ω±25%	100 MHz	0.065Ω	500mA
GCB0603W-330T05-□	33Ω±25%	100 MHz	0.070Ω	500mA
GCB0603W-800T02-□	80Ω±25%	100 MHz	0.400Ω	200mA
GCB0603W-121T02-□	120Ω±25%	100 MHz	0.450Ω	200mA
GCB0603W-241T02-□	240Ω±25%	100 MHz	0.650Ω	200mA
GCB0603W-601T01-□	600Ω±25%	100 MHz	1.200Ω	150mA
GCB0603H-600T02-□	60Ω±25%	100 MHz	0.250Ω	200mA
GCB0603H-121T02-□	120Ω±25%	100 MHz	0.400Ω	200mA
GCB0603H-241T02-□	240Ω±25%	100 MHz	0.800Ω	200mA
GCB0603H-471T01-□	470Ω±25%	100 MHz	1.050Ω	100mA
GCB0603H-601T01-□	600Ω±25%	100 MHz	1.200Ω	100mA
GCB0603B-100T02-□	10Ω±25%	100 MHz	0.250Ω	200mA
GCB0603B-220T02-□	22Ω±25%	100 MHz	0.450Ω	200mA
GCB0603B-330T01-□	33Ω±25%	100 MHz	0.550Ω	150mA
GCB0603B-470T01-□	47Ω±25%	100 MHz	0.700Ω	150mA
GCB0603B-560T01-□	56Ω±25%	100 MHz	1.000Ω	100mA
GCB0603B-800T01-□	80Ω±25%	100 MHz	1.300Ω	100mA
GCB0603B-121T01-□	120Ω±25%	100 MHz	1.500Ω	100mA
GCB0603K-102T02-□	1000Ω±25%	100 MHz	1.150Ω	220mA

• The specifications are subject to change or our products in it may be discontinued without advance notice. Please check with our sales representatives or product engineers before ordering.
 • The catalog has only typical specifications because there is no space for detailed specifications. Therefore, please approve our product specifications or transact the approval sheet for product specifications before ordering.



SMD Multilayer Ferrite Chip Bead

GCB/HCB/LCB Series



- The specifications are subject to change or our products in it may be discontinued without advance notice. Please check with our sales representatives or product engineers before ordering.
- The catalog has only typical specifications because there is no space for detailed specifications. Therefore, please approve our product specifications or transact the approval sheet for product specifications before ordering.



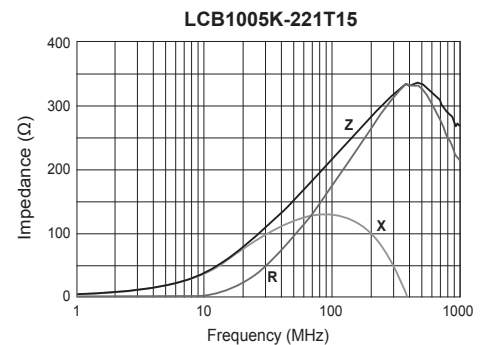
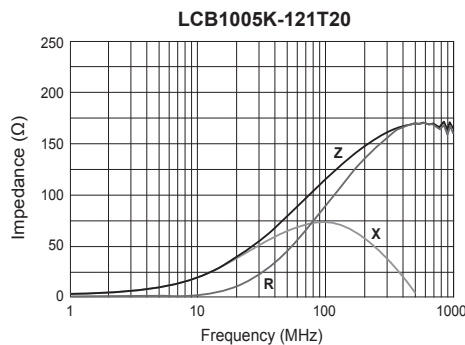
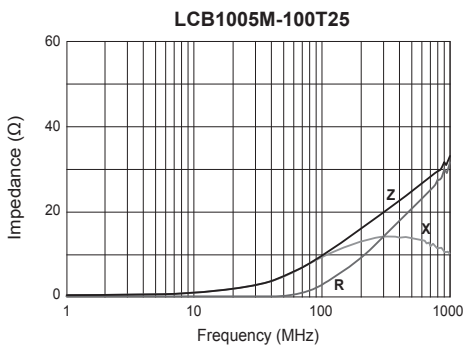
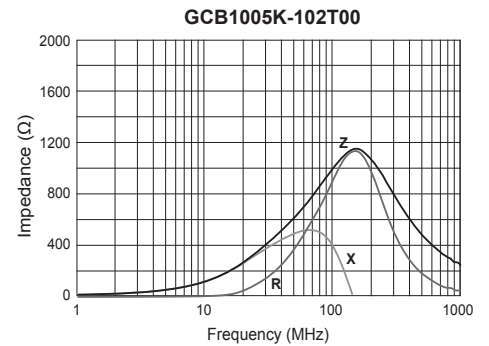
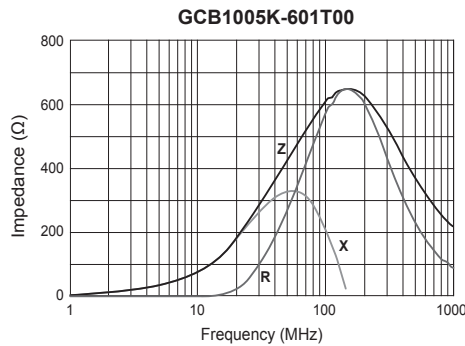
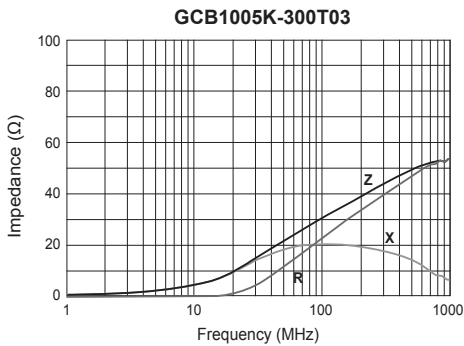
SMD Multilayer Ferrite Chip Bead

GCB/HCB/LCB Series

Electrical Characteristics

AEC
Q200

Part Number	Impedance	Test Frequency	DC Resistance (RDC) Max.	Rated Current (IDC) Max.
GCB1005 Series				
GCB1005K-300T03-□A	30Ω±25%	100 MHz	0.20Ω	300mA
GCB1005K-600T03-□A	60Ω±25%	100 MHz	0.25Ω	300mA
GCB1005K-121T01-□A	120Ω±25%	100 MHz	0.30Ω	100mA
GCB1005K-151T01-□A	150Ω±25%	100 MHz	0.30Ω	100mA
GCB1005K-221T01-□A	220Ω±25%	100 MHz	0.40Ω	100mA
GCB1005K-301T01-□A	300Ω±25%	100 MHz	0.50Ω	100mA
GCB1005K-471T01-□A	470Ω±25%	100 MHz	0.65Ω	100mA
GCB1005K-601T00-□A	600Ω±25%	100 MHz	0.80Ω	80mA
GCB1005K-102T00-□A	1000Ω±25%	100 MHz	1.20Ω	50mA
LCB1005 Series				
LCB1005M-100T25-□A	10Ω±25%	100 MHz	0.05Ω	2500mA
LCB1005K-121T20-□A	120Ω±25%	100 MHz	0.10Ω	2000mA
LCB1005K-221T15-□A	220Ω±25%	100 MHz	0.15Ω	1500mA



- The specifications are subject to change or our products in it may be discontinued without advance notice. Please check with our sales representatives or product engineers before ordering.
- The catalog has only typical specifications because there is no space for detailed specifications. Therefore, please approve our product specifications or transact the approval sheet for product specifications before ordering.



SMD Multilayer Ferrite Chip Bead

GCB/HCB/LCB Series

AEC
Q200

Electrical Characteristics

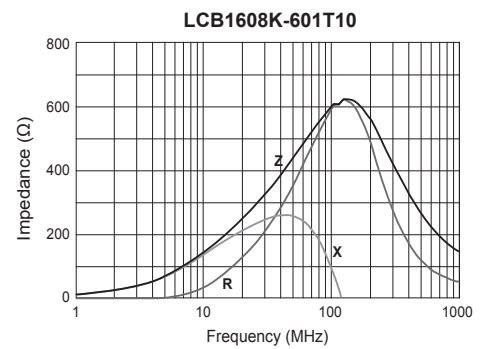
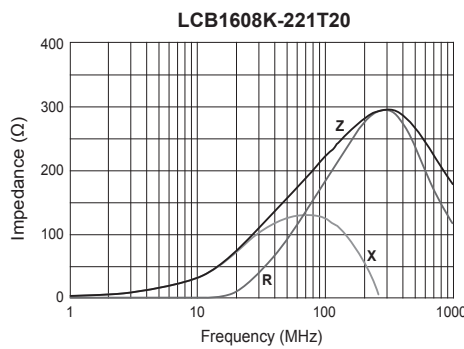
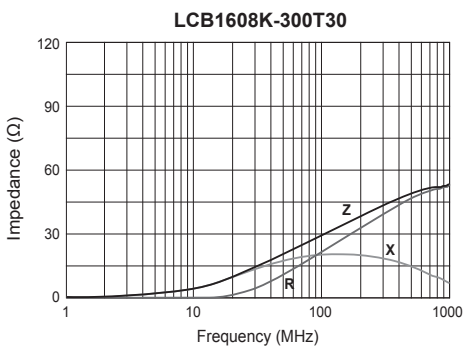
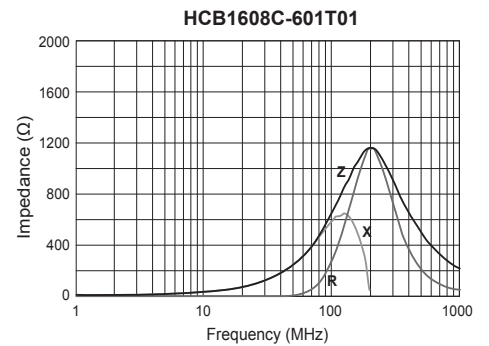
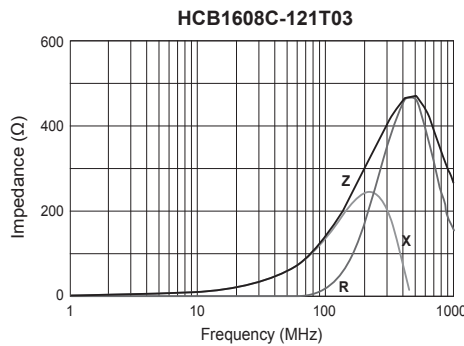
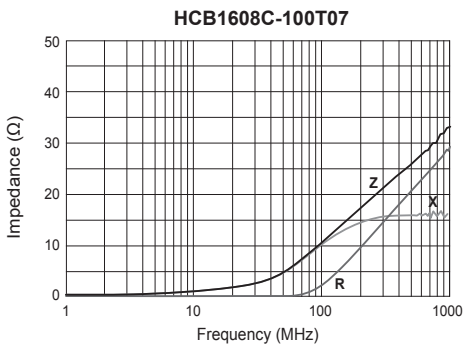
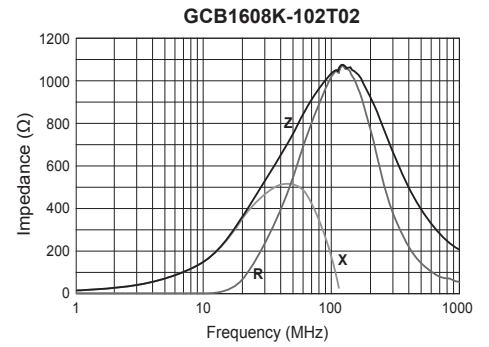
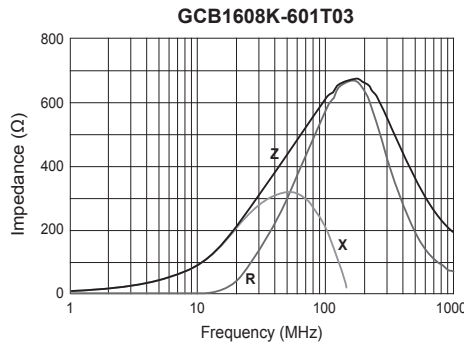
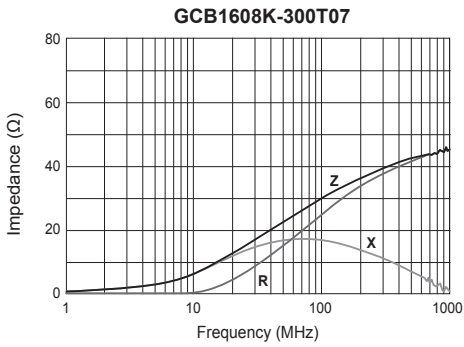
Part Number	Impedance	Test Frequency	DC Resistance (RDC) Max.	Rated Current (IDC) Max.
GCB1608 Series				
GCB1608K-300T07-□A	30Ω±25%	100 MHz	0.20Ω	700mA
GCB1608K-600T07-□A	60Ω±25%	100 MHz	0.20Ω	700mA
GCB1608K-121T06-□A	120Ω±25%	100 MHz	0.25Ω	600mA
GCB1608K-151T06-□A	150Ω±25%	100 MHz	0.25Ω	600mA
GCB1608K-221T05-□A	220Ω±25%	100 MHz	0.30Ω	550mA
GCB1608K-301T05-□A	300Ω±25%	100 MHz	0.35Ω	500mA
GCB1608K-471T03-□A	470Ω±25%	100 MHz	0.45Ω	350mA
GCB1608K-601T03-□A	600Ω±25%	100 MHz	0.50Ω	350mA
GCB1608K-102T02-□A	1000Ω±25%	100 MHz	0.70Ω	200mA
HCB1608 Series				
HCB1608C-100T07-□A	10Ω±25%	100 MHz	0.20Ω	700mA
HCB1608C-300T06-□A	30Ω±25%	100 MHz	0.25Ω	600mA
HCB1608C-600T06-□A	60Ω±25%	100 MHz	0.30Ω	600mA
HCB1608C-121T03-□A	120Ω±25%	100 MHz	0.40Ω	300mA
HCB1608C-221T02-□A	220Ω±25%	100 MHz	0.60Ω	250mA
HCB1608C-301T02-□A	300Ω±25%	100 MHz	0.80Ω	200mA
HCB1608C-601T01-□A	600Ω±25%	100 MHz	1.20Ω	150mA
LCB1608 Series				
LCB1608K-300T30-□A	30Ω±25%	100 MHz	0.04Ω	3000mA
LCB1608K-800T30-□A	80Ω±25%	100 MHz	0.04Ω	3000mA
LCB1608K-121T20-□A	120Ω±25%	100 MHz	0.10Ω	2000mA
LCB1608K-151T20-□A	150Ω±25%	100 MHz	0.10Ω	2000mA
LCB1608K-221T20-□A	220Ω±25%	100 MHz	0.10Ω	2000mA
LCB1608K-301T10-□A	300Ω±25%	100 MHz	0.20Ω	1000mA
LCB1608K-471T10-□A	470Ω±25%	100 MHz	0.20Ω	1000mA
LCB1608K-601T10-□A	600Ω±25%	100 MHz	0.20Ω	1000mA

- The specifications are subject to change or our products in it may be discontinued without advance notice. Please check with our sales representatives or product engineers before ordering.
- The catalog has only typical specifications because there is no space for detailed specifications. Therefore, please approve our product specifications or transact the approval sheet for product specifications before ordering.



SMD Multilayer Ferrite Chip Bead

GCB/HCB/LCB Series



• The specifications are subject to change or our products in it may be discontinued without advance notice. Please check with our sales representatives or product engineers before ordering.
 • The catalog has only typical specifications because there is no space for detailed specifications. Therefore, please approve our product specifications or transact the approval sheet for product specifications before ordering.



SMD Multilayer Ferrite Chip Bead

GCB/HCB/LCB Series

AEC
Q200

Electrical Characteristics

Part Number	Impedance	Test Frequency	DC Resistance (RDC) Max.	Rated Current (IDC) Max.
GCB2012 Series				
GCB2012K-110T09-□A	11Ω±25%	100 MHz	0.10Ω	900mA
GCB2012K-170T06-□A	17Ω±25%	100 MHz	0.10Ω	600mA
GCB2012K-260T06-□A	26Ω±25%	100 MHz	0.10Ω	600mA
GCB2012K-300T06-□A	30Ω±25%	100 MHz	0.10Ω	600mA
GCB2012K-400T06-□A	40Ω±25%	100 MHz	0.10Ω	600mA
GCB2012K-600T09-□A	60Ω±25%	100 MHz	0.10Ω	900mA
GCB2012K-121T08-□A	120Ω±25%	100 MHz	0.20Ω	800mA
GCB2012K-151T08-□A	150Ω±25%	100 MHz	0.20Ω	800mA
GCB2012K-221T07-□A	220Ω±25%	100 MHz	0.30Ω	750mA
GCB2012K-301T07-□A	300Ω±25%	100 MHz	0.30Ω	700mA
GCB2012K-471T07-□A	470Ω±25%	100 MHz	0.35Ω	700mA
GCB2012K-601T05-□A	600Ω±25%	100 MHz	0.40Ω	500mA
GCB2012K-102T04-□A	1000Ω±25%	100 MHz	0.45Ω	400mA
HCB2012 Series				
HCB2012C-300T07-□A	30Ω±25%	100 MHz	0.20Ω	700mA
HCB2012C-600T07-□A	60Ω±25%	100 MHz	0.20Ω	700mA
HCB2012C-121T06-□A	120Ω±25%	100 MHz	0.25Ω	600mA
HCB2012C-151T06-□A	150Ω±25%	100 MHz	0.25Ω	600mA
HCB2012C-221T04-□A	220Ω±25%	100 MHz	0.30Ω	400mA
HCB2012C-301T04-□A	300Ω±25%	100 MHz	0.35Ω	400mA
HCB2012C-471T04-□A*	470Ω±25%	100 MHz	0.40Ω	400mA
HCB2012C-601T03-□A*	600Ω±25%	100 MHz	0.45Ω	300mA
HCB2012C-102T02-□A*	1000Ω±25%	100 MHz	0.50Ω	200mA
LCB2012 Series				
LCB2012K-300T30-□A	30Ω±25%	100 MHz	0.04Ω	3000mA
LCB2012K-800T30-□A	80Ω±25%	100 MHz	0.04Ω	3000mA
LCB2012K-121T20-□A	120Ω±25%	100 MHz	0.10Ω	2000mA
LCB2012K-151T20-□A	150Ω±25%	100 MHz	0.10Ω	2000mA
LCB2012K-221T20-□A	220Ω±25%	100 MHz	0.10Ω	2000mA
LCB2012K-301T10-□A	300Ω±25%	100 MHz	0.20Ω	1000mA
LCB2012K-471T10-□A	470Ω±25%	100 MHz	0.20Ω	1000mA
LCB2012K-601T10-□A	600Ω±25%	100 MHz	0.20Ω	1000mA

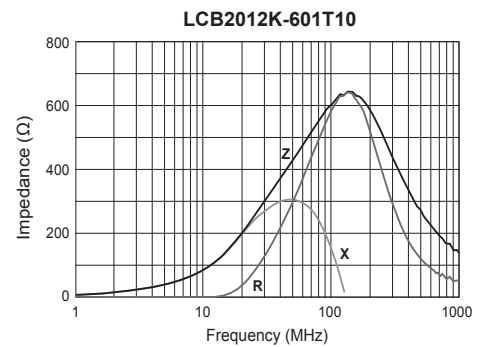
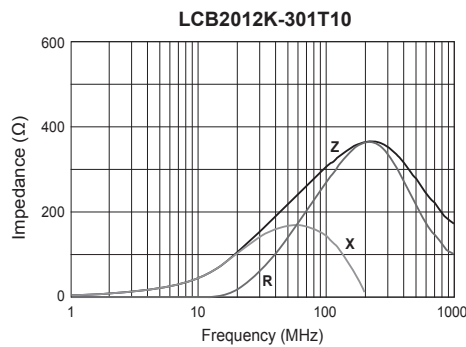
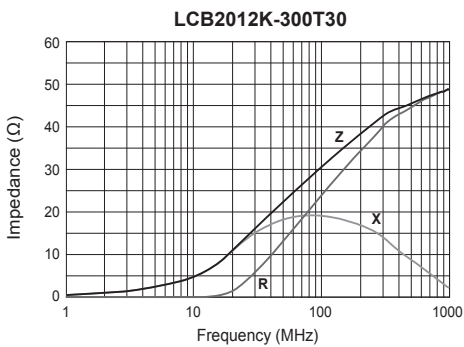
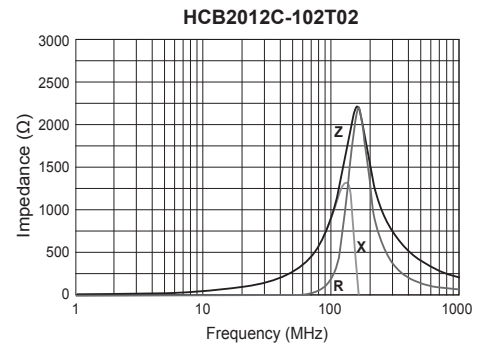
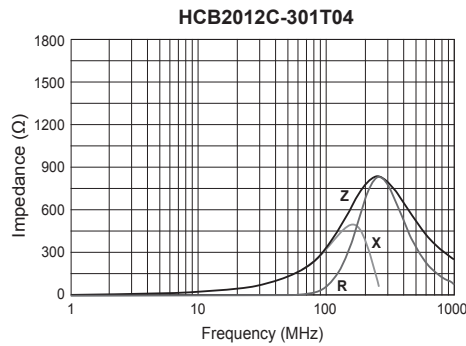
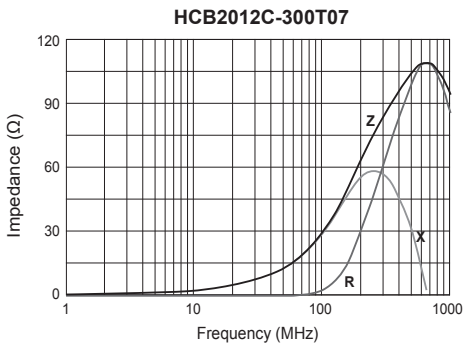
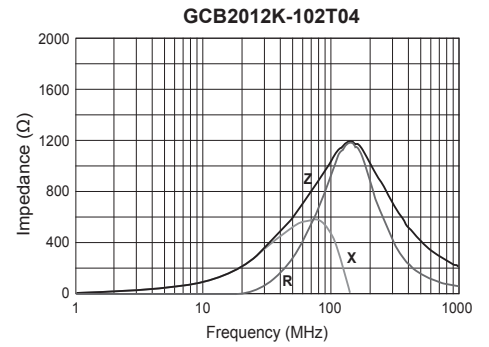
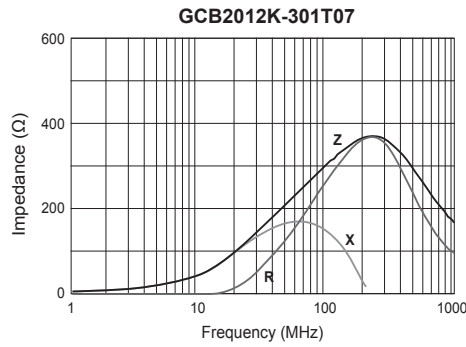
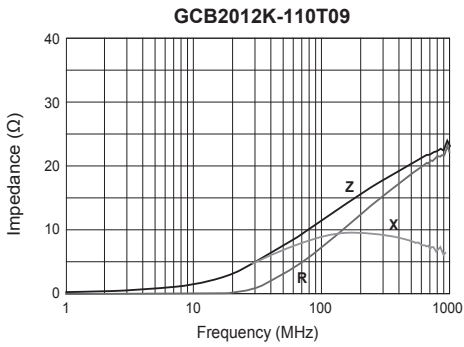
* Dimension C=1.25±0.20mm

- The specifications are subject to change or our products in it may be discontinued without advance notice. Please check with our sales representatives or product engineers before ordering.
- The catalog has only typical specifications because there is no space for detailed specifications. Therefore, please approve our product specifications or transact the approval sheet for product specifications before ordering.



SMD Multilayer Ferrite Chip Bead

GCB/HCB/LCB Series



• The specifications are subject to change or our products in it may be discontinued without advance notice. Please check with our sales representatives or product engineers before ordering.
 • The catalog has only typical specifications because there is no space for detailed specifications. Therefore, please approve our product specifications or transact the approval sheet for product specifications before ordering.



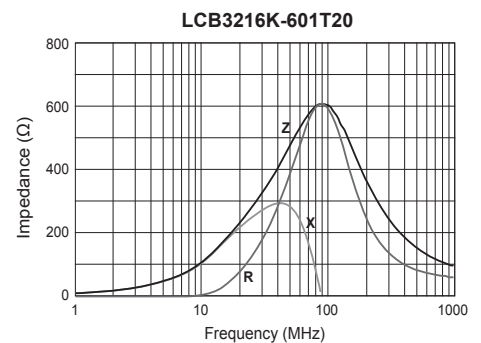
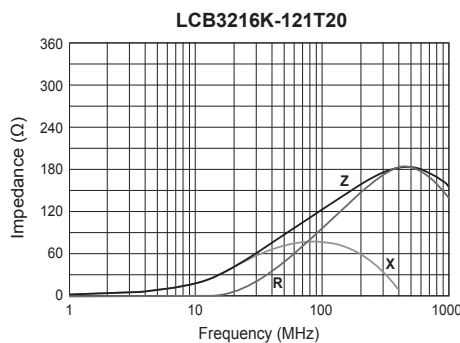
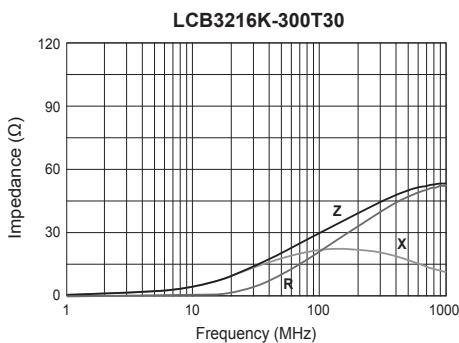
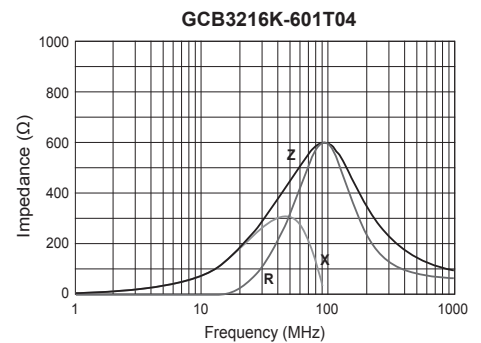
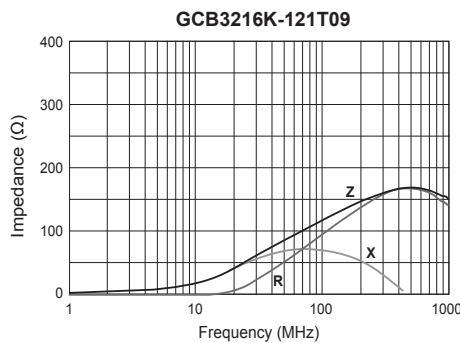
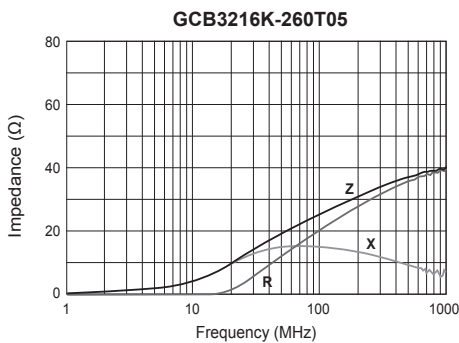
SMD Multilayer Ferrite Chip Bead

GCB/HCB/LCB Series

AEC
Q200

Electrical Characteristics

Part Number	Impedance	Test Frequency	DC Resistance (RDC) Max.	Rated Current (IDC) Max.
GCB3216 Series				
GCB3216K-260T05-□A	26Ω±25%	100 MHz	0.20Ω	500mA
GCB3216K-310T05-□A	31Ω±25%	100 MHz	0.20Ω	500mA
GCB3216K-420T05-□A	42Ω±25%	100 MHz	0.20Ω	500mA
GCB3216K-500T05-□A	50Ω±25%	100 MHz	0.20Ω	500mA
GCB3216K-700T05-□A	70Ω±25%	100 MHz	0.20Ω	500mA
GCB3216K-900T05-□A	90Ω±25%	100 MHz	0.20Ω	500mA
GCB3216K-121T09-□A	120Ω±25%	100 MHz	0.15Ω	900mA
GCB3216K-151T09-□A	150Ω±25%	100 MHz	0.15Ω	900mA
GCB3216K-201T06-□A	200Ω±25%	100 MHz	0.35Ω	600mA
GCB3216K-221T07-□A	220Ω±25%	100 MHz	0.35Ω	700mA
GCB3216K-301T07-□A	300Ω±25%	100 MHz	0.35Ω	700mA
GCB3216K-471T04-□A	470Ω±25%	100 MHz	0.35Ω	400mA
GCB3216K-601T04-□A	600Ω±25%	100 MHz	0.40Ω	400mA
LCB3216 Series				
LCB3216K-300T30-□A	30Ω±25%	100 MHz	0.040Ω	3000mA
LCB3216K-500T30-□A	50Ω±25%	100 MHz	0.040Ω	3000mA
LCB3216K-800T30-□A	80Ω±25%	100 MHz	0.040Ω	3000mA
LCB3216K-121T20-□A	120Ω±25%	100 MHz	0.100Ω	2000mA
LCB3216K-151T20-□A	150Ω±25%	100 MHz	0.100Ω	2000mA
LCB3216K-301T10-□A	300Ω±25%	100 MHz	0.200Ω	1000mA
LCB3216K-471T10-□A	470Ω±25%	100 MHz	0.200Ω	1000mA
LCB3216K-501T30-□A	500Ω±25%	100 MHz	0.040Ω	3000mA
LCB3216K-601T20-□A	600Ω±25%	100 MHz	0.100Ω	2000mA



- The specifications are subject to change or our products in it may be discontinued without advance notice. Please check with our sales representatives or product engineers before ordering.
- The catalog has only typical specifications because there is no space for detailed specifications. Therefore, please approve our product specifications or transact the approval sheet for product specifications before ordering.