THIS DRAWING IS UNPUBLISHED. RELEASED FOR PUBLICATION -.- .
© COPYRIGHT - BY TYCO ELECTRONICS CORPORATION. ALL INTERNATIONAL RIGHTS RESERVED.

LOC	DIST
AD	00

REVISIONS

P	LTR	DESCRIPTION	DATE	DWN	APVD
	A	EC 0G3C-0657-03	05OCT04	BSV	MSS

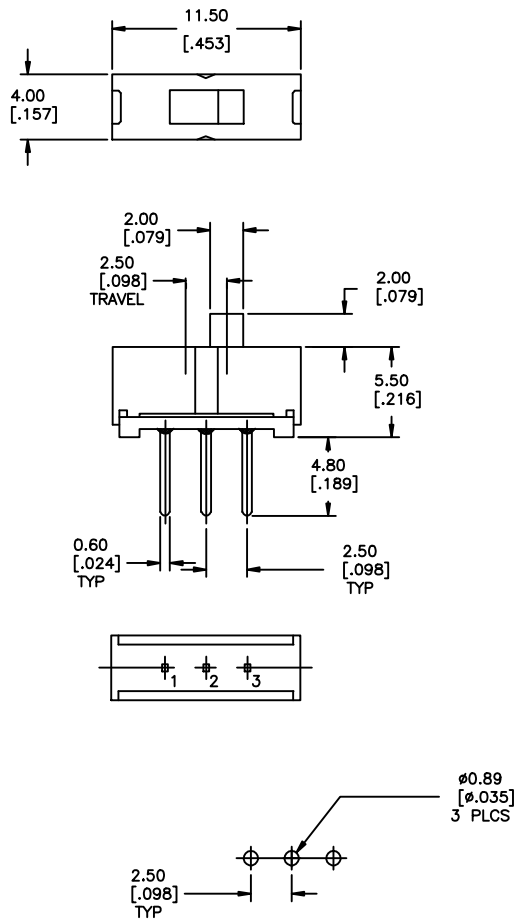

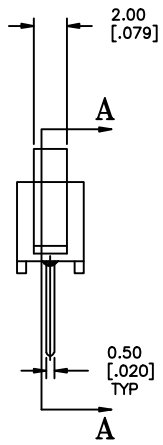

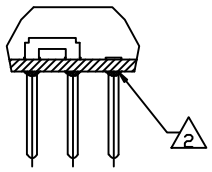

SECTION A–A

MAKE–BEFORE–BREAK
SPDT
SPECIFICATIONS:
MATERIALS:
BASE, NYLON 66 UL94V–0, 25% GF–BLACK
COVER, POLYACETAL UL94–HB, 25% GF–BLACK
ACTUATOR, POLYACETAL, UL94–HB, BLACK
MOVING CONTACT, COPPER ALLOY–SILVER FINISH
FIXED CONTACT/TERMINAL, COPPER ALLOY–SILVER FINISH

ELECTRICAL:
CONTACT RATING, 100MA@30VDC
INITIAL CONTACT RESISTANCE, 30 MILLIOHMS MAX
INSULATION RESISTANCE, 100 MEGOHM MIN.
DIELECTRIC STRENGTH, 500 V AC FOR 1 MINUTE

MECHANICAL:
ACTUATION FORCE, 200 +/–150 GRAMS
ACTUATION TRAVEL, 2.50[.098]
LIFE EXPECTANCY, 10,000 CYCLES

ENVIRONMENTAL:
OPERATING TEMPERATURE, –20 TO +60 DEGREES C
STORAGE TEMPERATURE, –20 TO +60 DEGREES
SOLDERABILITY, PER EIA–364–52, CLASS 2, CATEGORY 1, 95% MINIMUM COVERAGE
RESISTANCE TO SOLDER HEAT PER 109–202, CONDITION B

1. ALL MATERIALS AND FINISHES SHALL COMPLY WITH EU DIRECTIVE 2002/95/EC OF 27JAN2003 (ROHS)
2. ANTI SOLDER WICK SEAL AT TERMINAL TO BASE INTERFACE

PC HOLE LAYOUT

1–2	NONE	2–3	MMS12	1437575–4
1 2 3	1 2 3	1 2 3	ALCO P/N	TE P/N
TERMINALS CONNECTED WHEN SLIDE IS IN POSITION SHOWN				

THIS DRAWING IS A CONTROLLED DOCUMENT.

DIMENSIONS: mm [INCHES]

TOLERANCES UNLESS OTHERWISE SPECIFIED:
0 PLC ± –
1 PLC ± –
2 PLC ± 0.30[.012]
3 PLC ± –
4 PLC ± –
ANGLES ± 1°

MATERIAL: SEE SPECIFICATION
FINISH: SEE SPECIFICATION

DWN BSV 05OCT04
CHK –
APVD M.S.SARVER
PRODUCT SPEC –
APPLICATION SPEC –
WEIGHT –

Tyco Electronics
Tyco Electronics Corporation
Harrisburg, PA 17105–3608

NAME: SLIDE SWTICH MMS–12 –

SIZE	CAGE CODE	DRAWING NO	RESTRICTED TO
A2	00779	C–1437575–4	–

CUSTOMER DRAWING | SCALE 5:1 | SHEET 1 OF 1 | REV A

1471–9 (1/05)

1437575–4