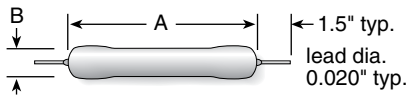


Mini-Mox

Precision Thick Film Axial Terminal High Voltage/High Resistance



FEATURES

- Wide resistance ranges
- Silicone or epoxy coating
- Metal oxide resistive element

APPLICATIONS

- Avionics
- Medical electronics
- High gain feedback applications
- Current pulse limiters
- Vacuum and space application

The Mini-Mox resistor is very versatile, covering a wide resistance range as well as a wide range of operating voltages. Provided with tolerances down to 0.5%, the Mini-Mox resistor works well in precision circuits.

SPECIFICATIONS

Material

Resistor: Metal Oxide
Coating: Silicone or Epoxy
Core: Alumina
Terminals: Solder-coated axial.
 RoHS solder composition is 96% Sn, 3.5% Ag, 0.5% Cu

Electrical

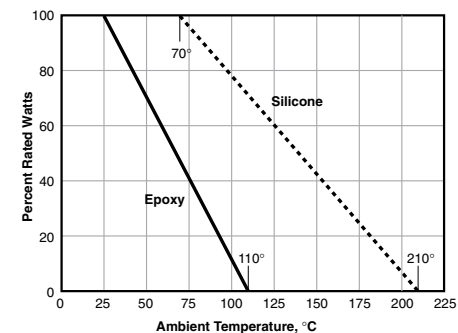
Resistance Range:
 500Ω to 1 Teraohm
Power Rating: 0.35W to 1.5W
Voltage Rating: 2500V to 7.5KV
Tolerance: 0.5% to 20%
Operating Temperature:
 -55°C to +220°C
Temperature Coefficient:
 25ppm/°C 0° to 85°C available

Ohmite Series	Resistance Range (Ohms)	Power @70°C	Voltage Rating	Available Tolerances*	A max. (in/mm)	B max. (in/mm)	Capacitance (pf)
• High-temperature (silicone coated)							
MOX-400-22	500Ω to 300,000M	0.35W	2,500V	1% to 20%	0.510" / 12.95	0.160" / 4.06	1.00
MOX-750-22	750Ω to 600,000M	0.70W	5,000V	1% to 20%	0.820" / 20.83	0.140" / 3.56	0.75
MOX1125-22	1K to 1,000,000M	1.40W	7,500V	1% to 20%	1.210" / 30.73	0.140" / 3.56	0.25
*Some tolerances are not available over the entire resistance range.							
• Standard (epoxy coated) @25°C							
MOX-400-23	500Ω to 300,000M	0.75W	2,500V	0.5% to 20%	0.580" / 14.78	0.165" / 4.19	1.00
MOX-750-23	1K to 600,000M	1.00W	5,000V	0.5% to 20%	0.880" / 22.35	0.165" / 4.19	0.75
MOX1125-23	1K to 1,000,000M	1.50W	7,500V	0.5% to 20%	1.270" / 32.26	0.165" / 4.19	0.25

PERFORMANCE DATA

Characteristic	Test Method	Specification
Humidity	MIL-STD-202, Method 103B, Condition B	±0.25%
Dielectric Withstanding Voltage	MIL-STD-202, Method 301, 750V	±0.25%
Insulation Resistance	MIL-STD-202, Method 302, Condition A or B	>10,000M or greater dry
Thermal Shock	MIL-STD-202, Method 107G, Condition B, B-1, or F	±0.20%
Load Life	MIL-STD-202, Method 108A, Condition D	±2.0%
Resistance to Solvents	MIL-STD-202, Method 215G	Acceptable for the Standard Series Only
Terminal Strength	MIL-STD-202, Method 211A, Condition A or B	±0.25%
Shock (Specified Pulse)	MIL-STD-202, Method 213B, Condition I	±0.25%
Vibration, High Frequency	MIL-STD-202, Method 204D, Condition D	±0.20%
Power Conditioning	MIL-R-49462A, Par 4.8	±0.50%
Solderability	MIL-STD-202, Method 208F	>95% Coverage

DERATING



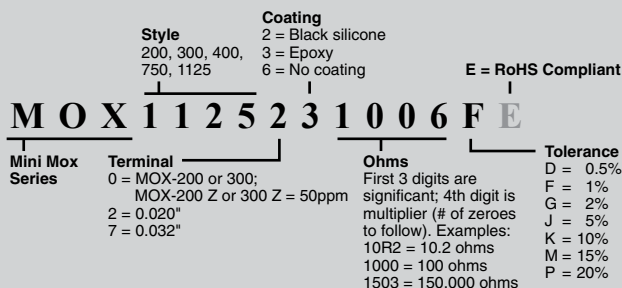
STANDARD TEMPERATURE/VOLTAGE COEFFICIENTS OF RESISTANCE

Resistor Series	Temp. Coeff. of Resistance*			Voltage Coeff. of Resistance**	
	25 PPM/°C	50 PPM/°C	100 PPM/°C	< 2PPM/Volt	< 5PPM/Volt
MOX-400	1K-99M	100M-450M	451M-30,000M	1K-1,000M	1,001M-100,000M
MOX-750	1K-199M	200M-900M	901M-70,000M	1K-2,000M	2,001M-100,000M
MOX1125	1K-299M	300M-1,350M	1,351M-100,000M	1K-3,000M	3,001M-100,000M

*Epoxy: -55°C to 110°C; High Temp. Silicone: -55°C to 210°C

**For tighter VCs please contact Ohmite.

ORDERING INFORMATION



Check product availability at www.ohmite.com