

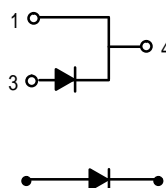
# SWITCHMODE™ Power Rectifiers

... designed for use in switching power supplies, inverters and as free wheeling diodes, these state-of-the-art devices have the following features:

- Ultrafast 35 and 60 Nanosecond Recovery Time
- 175°C Operating Junction Temperature
- Popular TO-220 Package
- High Voltage Capability to 600 Volts
- Low Forward Drop
- Low Leakage Specified @ 150°C Case Temperature
- Current Derating Specified @ Both Case and Ambient Temperatures

### Mechanical Characteristics:

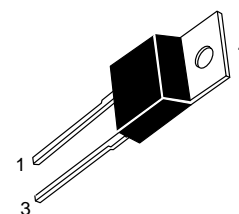
- Case: Epoxy, Molded
- Weight: 1.9 grams (approximately)
- Finish: All External Surfaces Corrosion Resistant and Terminal Leads are Readily Solderable
- Lead Temperature for Soldering Purposes: 260°C Max. for 10 Seconds
- Shipped 50 units per plastic tube
- Marking: U1520, U1540, U1560



**MUR1520**  
**MUR1540**  
**MUR1560**

Motorola Preferred Devices

**ULTRAFAST  
RECTIFIERS  
15 AMPERES  
200-400-600 VOLTS**



**CASE 221B-03  
TO-220AC  
PLASTIC**

### MAXIMUM RATINGS

Rating	Symbol	MUR			Unit
		1520	1540	1560	
Peak Repetitive Reverse Voltage Working Peak Reverse Voltage DC Blocking Voltage	$V_{RRM}$ $V_{RWM}$ $V_R$	200	400	600	Volts
Average Rectified Forward Current (Rated $V_R$ )	$I_{F(AV)}$	15 @ $T_C = 150^\circ\text{C}$		15 @ $T_C = 145^\circ\text{C}$	Amps
Peak Rectified Forward Current (Rated $V_R$ , Square Wave, 20 kHz)	$I_{FRM}$	30 @ $T_C = 150^\circ\text{C}$		30 @ $T_C = 145^\circ\text{C}$	Amps
Nonrepetitive Peak Surge Current (Surge applied at rated load conditions halfwave, single phase, 60 Hz)	$I_{FSM}$	200	150		Amps
Operating Junction Temperature and Storage Temperature	$T_J, T_{stg}$	-65 to +175			°C

### THERMAL CHARACTERISTICS

Maximum Thermal Resistance, Junction to Case	$R_{\theta JC}$	1.5	°C/W
--	-----------------	-----	------

### ELECTRICAL CHARACTERISTICS

Characteristic	Symbol	1520	1540	1560	Unit
Maximum Instantaneous Forward Voltage (1) ( $i_F = 15$ Amps, $T_C = 150^\circ\text{C}$ ) ( $i_F = 15$ Amps, $T_C = 25^\circ\text{C}$ )	$V_F$	0.85 1.05	1.12 1.25	1.20 1.50	Volts
Maximum Instantaneous Reverse Current (1) (Rated dc Voltage, $T_C = 150^\circ\text{C}$ ) (Rated dc Voltage, $T_C = 25^\circ\text{C}$ )	$i_R$	500 10	500 10	1000 10	μA
Maximum Reverse Recovery Time ( $I_F = 1.0$ Amp, $di/dt = 50$ Amps/μs)	$t_{rr}$	35	60		ns

(1) Pulse Test: Pulse Width = 300 μs, Duty Cycle ≤ 2.0%.

SWITCHMODE is a trademark of Motorola, Inc.

Preferred devices are Motorola recommended choices for future use and best overall value.

MUR1520

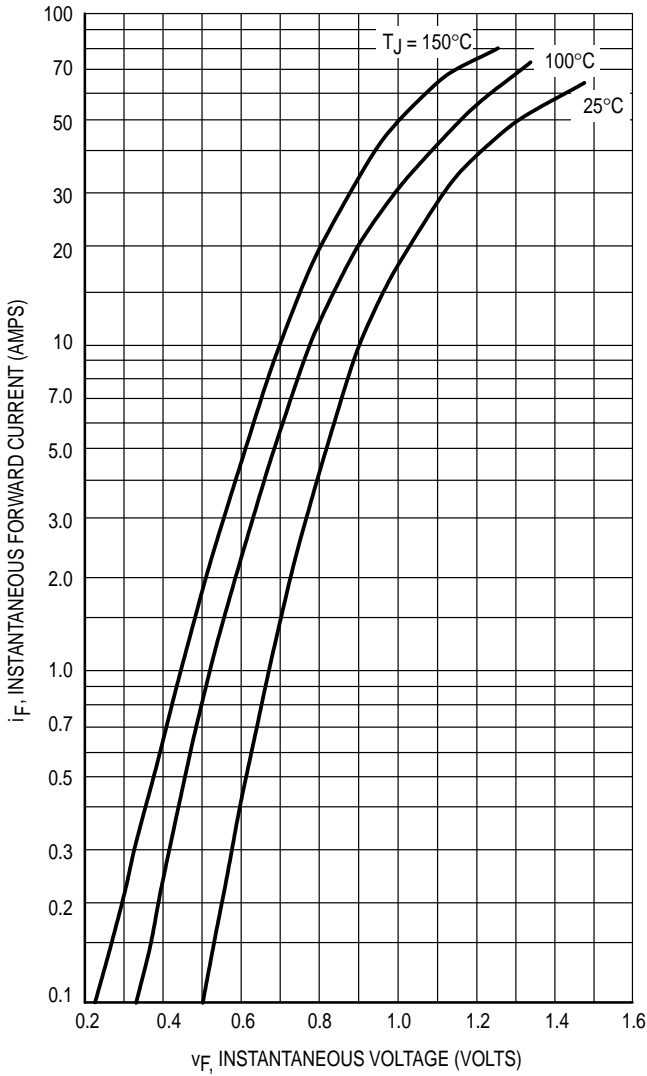


Figure 1. Typical Forward Voltage

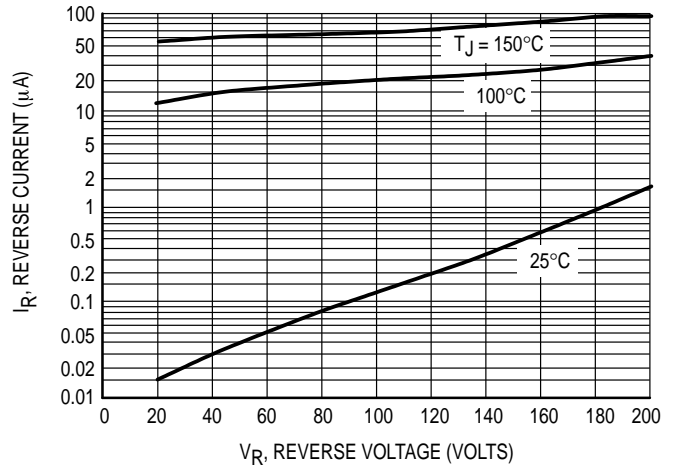


Figure 2. Typical Reverse Current

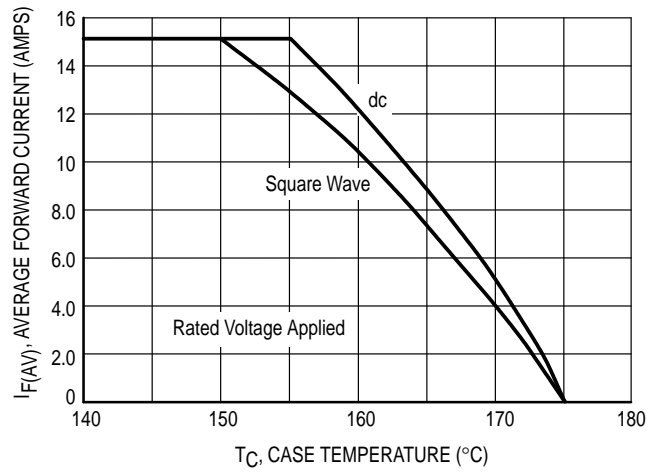


Figure 3. Current Derating, Case

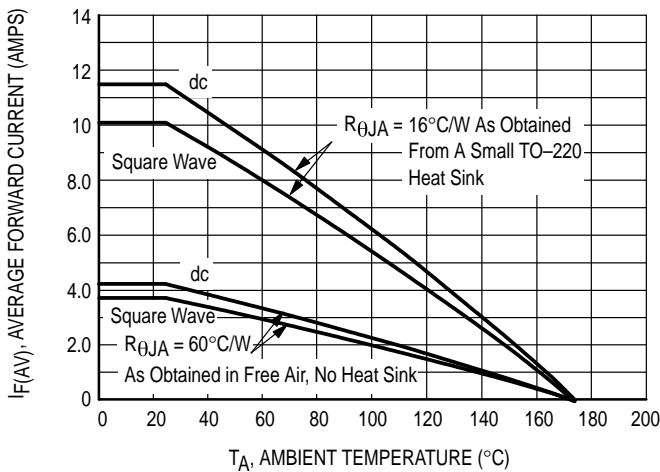


Figure 4. Current Derating, Ambient

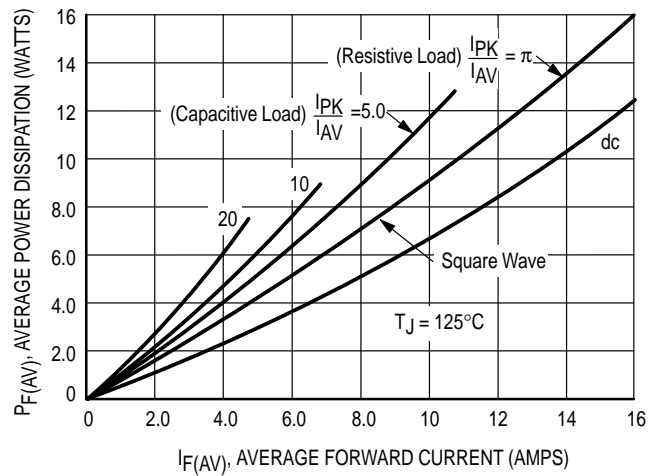


Figure 5. Power Dissipation

MUR1540

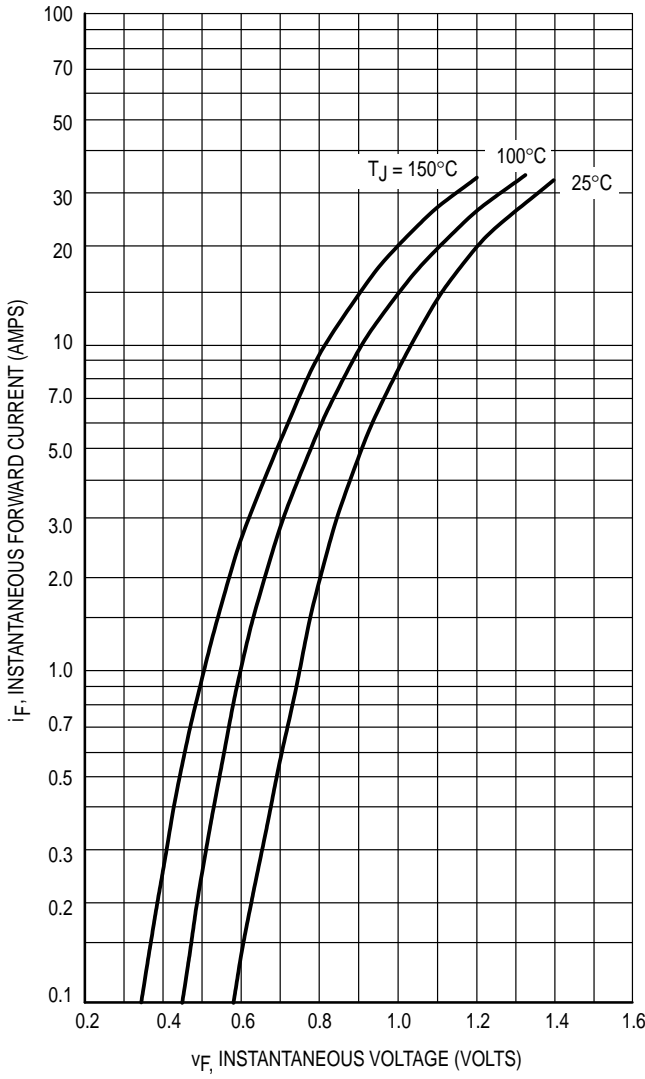


Figure 6. Typical Forward Voltage

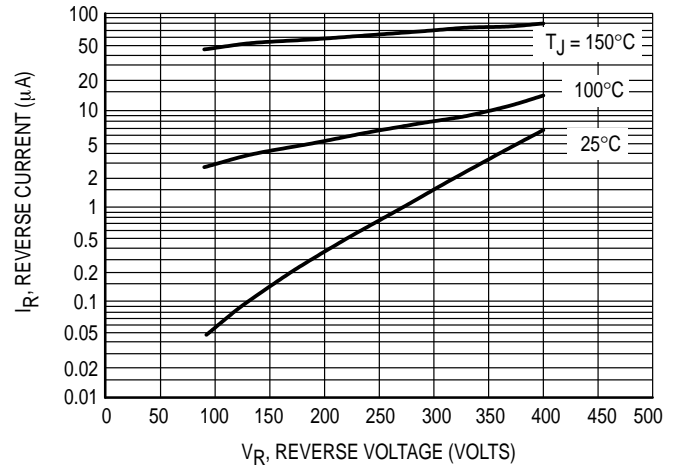


Figure 7. Typical Reverse Current

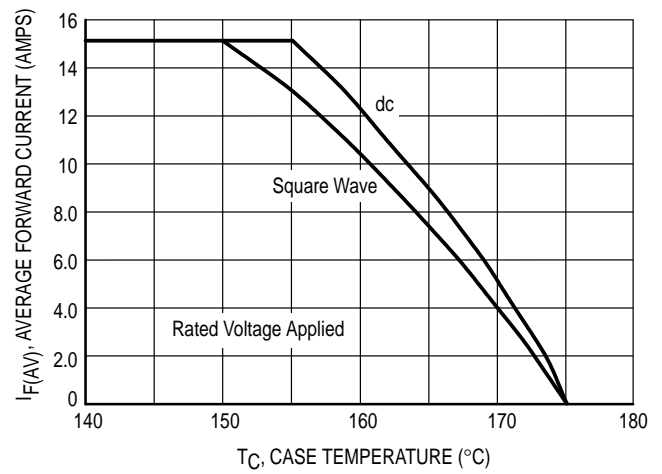


Figure 8. Current Derating, Case

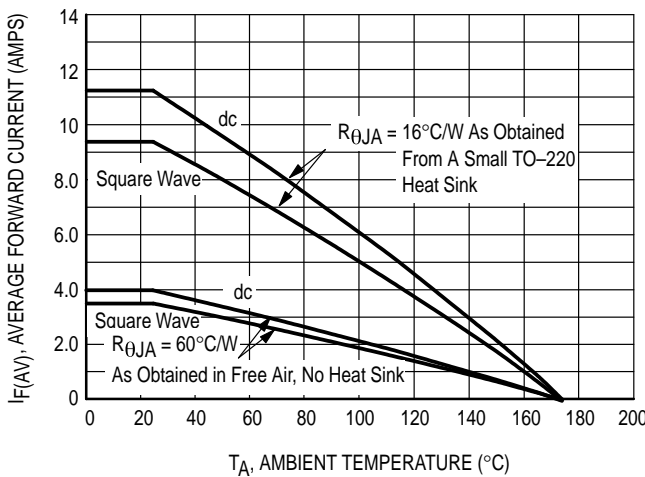


Figure 9. Current Derating, Ambient

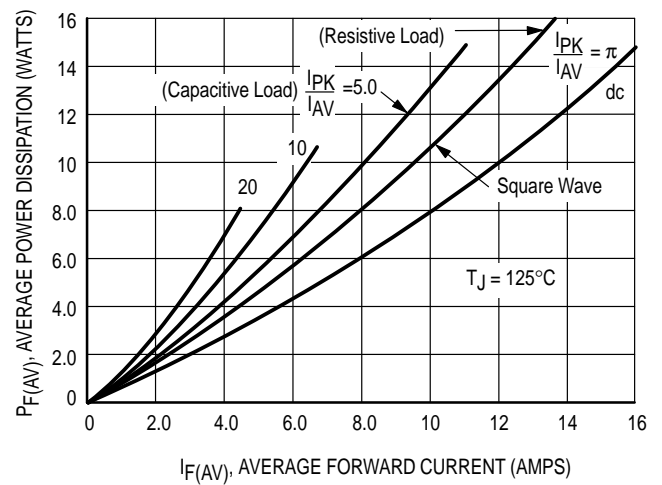


Figure 10. Power Dissipation

MUR1560

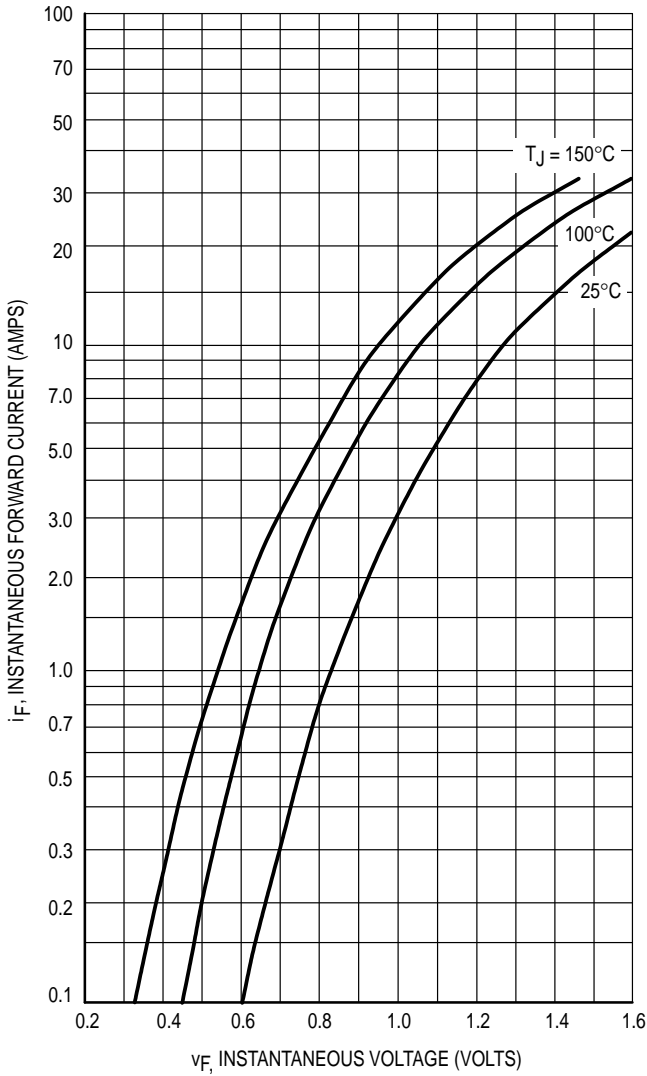


Figure 11. Typical Forward Voltage

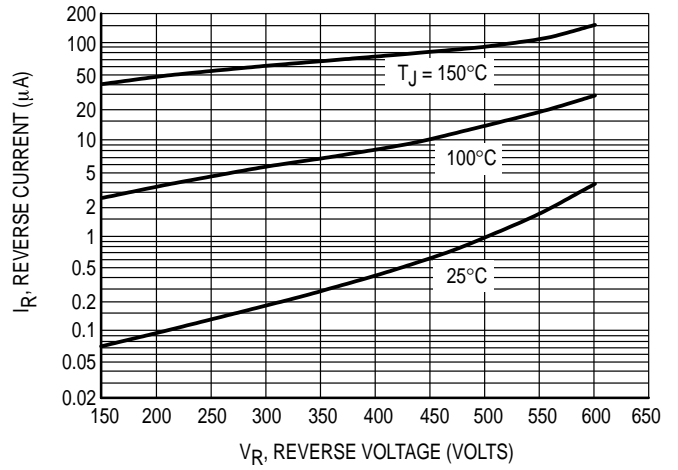


Figure 12. Typical Reverse Current

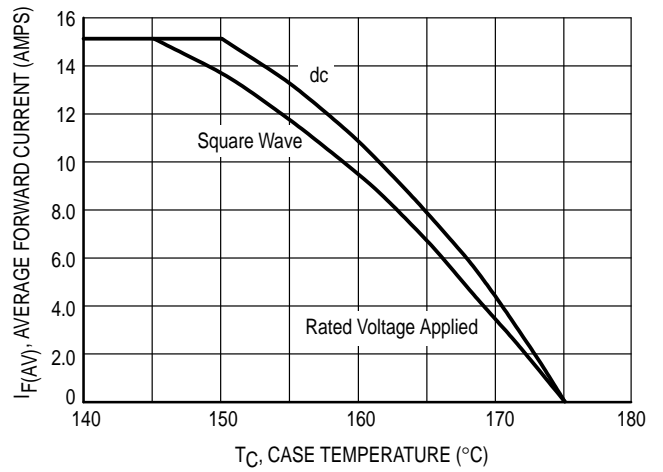


Figure 13. Current Derating, Case

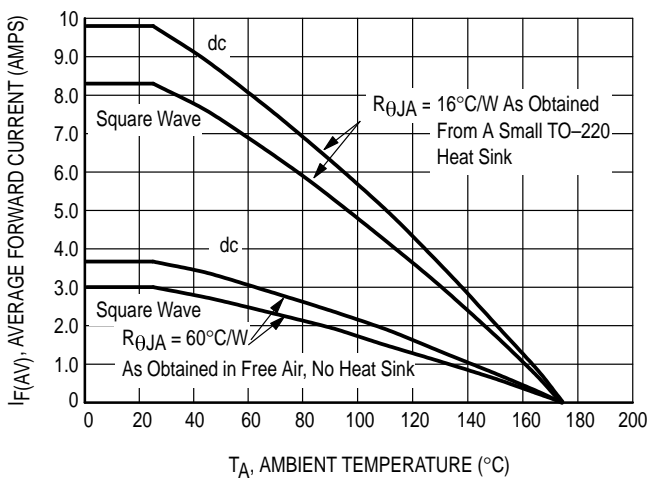


Figure 14. Current Derating, Ambient

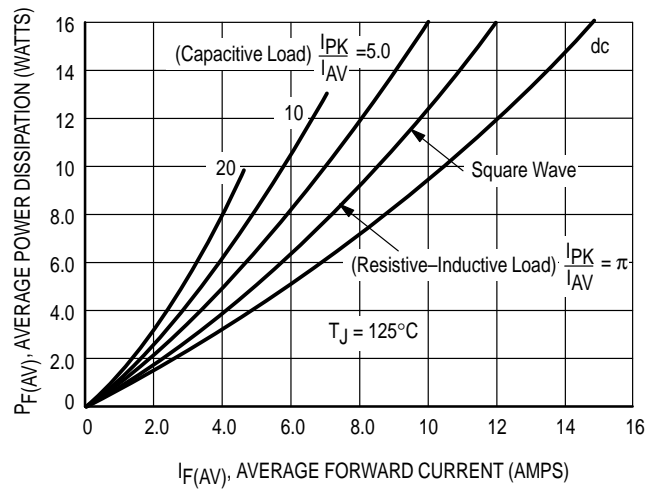


Figure 15. Power Dissipation

MUR1520, MUR1540, MUR1560

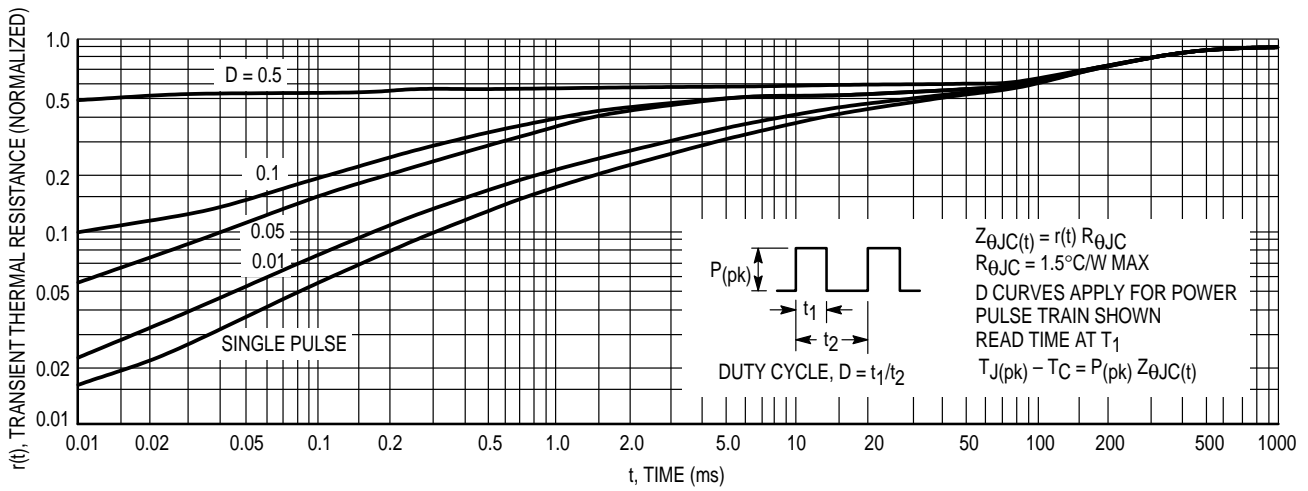


Figure 16. Thermal Response

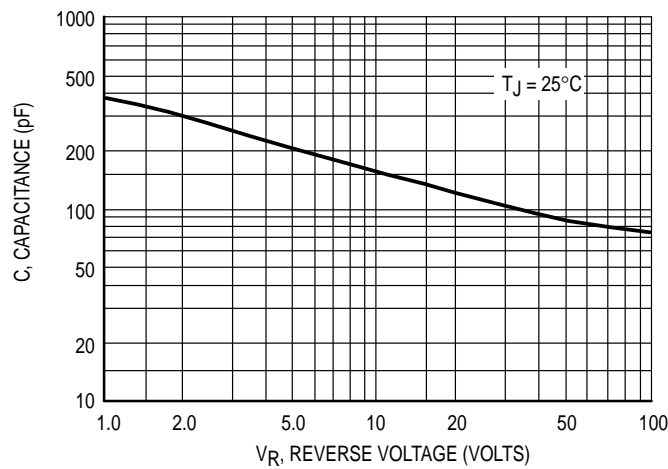
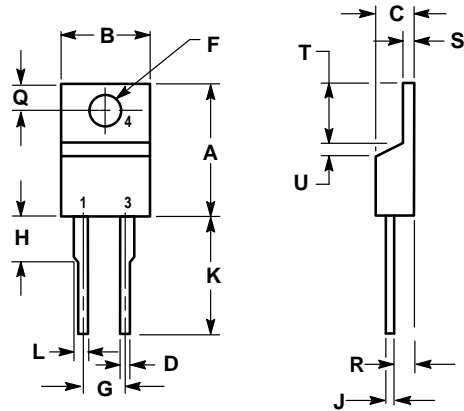


Figure 17. Typical Capacitance

PACKAGE DIMENSIONS




NOTES:

1. DIMENSIONING AND TOLERANCING PER ANSI Y14.5M, 1982.
2. CONTROLLING DIMENSION: INCH.

DIM	INCHES		MILLIMETERS	
	MIN	MAX	MIN	MAX
A	0.595	0.620	15.11	15.75
B	0.380	0.405	9.65	10.29
C	0.160	0.190	4.06	4.82
D	0.025	0.035	0.64	0.89
F	0.142	0.147	3.61	3.73
G	0.190	0.210	4.83	5.33
H	0.110	0.130	2.79	3.30
J	0.018	0.025	0.46	0.64
K	0.500	0.562	12.70	14.27
L	0.045	0.060	1.14	1.52
Q	0.100	0.120	2.54	3.04
R	0.080	0.110	2.04	2.79
S	0.045	0.055	1.14	1.39
T	0.235	0.255	5.97	6.48
U	0.000	0.050	0.000	1.27

CASE 221B-03  
(TO-220AC)  
ISSUE B

Motorola reserves the right to make changes without further notice to any products herein. Motorola makes no warranty, representation or guarantee regarding the suitability of its products for any particular purpose, nor does Motorola assume any liability arising out of the application or use of any product or circuit, and specifically disclaims any and all liability, including without limitation consequential or incidental damages. "Typical" parameters which may be provided in Motorola data sheets and/or specifications can and do vary in different applications and actual performance may vary over time. All operating parameters, including "Typicals" must be validated for each customer application by customer's technical experts. Motorola does not convey any license under its patent rights nor the rights of others. Motorola products are not designed, intended, or authorized for use as components in systems intended for surgical implant into the body, or other applications intended to support or sustain life, or for any other application in which the failure of the Motorola product could create a situation where personal injury or death may occur. Should Buyer purchase or use Motorola products for any such unintended or unauthorized application, Buyer shall indemnify and hold Motorola and its officers, employees, subsidiaries, affiliates, and distributors harmless against all claims, costs, damages, and expenses, and reasonable attorney fees arising out of, directly or indirectly, any claim of personal injury or death associated with such unintended or unauthorized use, even if such claim alleges that Motorola was negligent regarding the design or manufacture of the part. Motorola and  are registered trademarks of Motorola, Inc. Motorola, Inc. is an Equal Opportunity/Affirmative Action Employer.

Mfax is a trademark of Motorola, Inc.

How to reach us:

USA/EUROPE/Locations Not Listed: Motorola Literature Distribution;  
P.O. Box 5405, Denver, Colorado 80217. 1-303-675-2140 or 1-800-441-2447

JAPAN: Nippon Motorola Ltd.: SPD, Strategic Planning Office, 4-32-1,  
Nishi-Gotanda, Shinagawa-ku, Tokyo 141, Japan. 81-3-5487-8488

Customer Focus Center: 1-800-521-6274

Mfax™: RMFAX0@email.sps.mot.com – TOUCHTONE 1-602-244-6609  
Motorola Fax Back System – US & Canada ONLY 1-800-774-1848  
– http://sps.motorola.com/mfax/

ASIA/PACIFIC: Motorola Semiconductors H.K. Ltd.; 8B Tai Ping Industrial Park,  
51 Ting Kok Road, Tai Po, N.T., Hong Kong. 852-26629298

HOME PAGE: <http://motorola.com/sps/>

