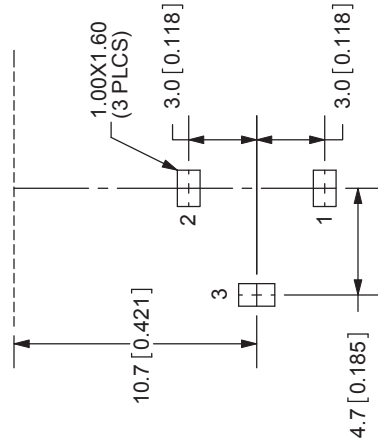
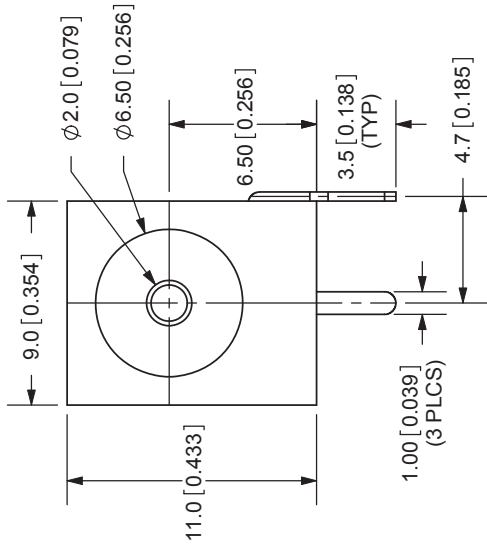
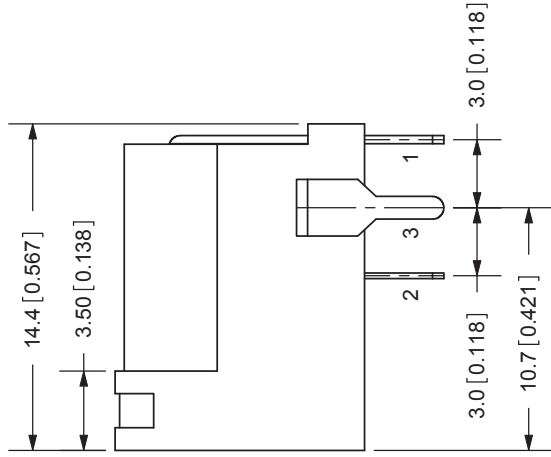
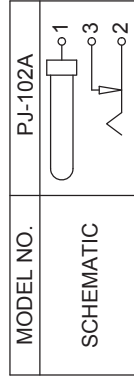


REV.	DESCRIPTION	DATE
A	NEW DRAWING	11/17/2005
B	updated contact resistance	6/6/2006

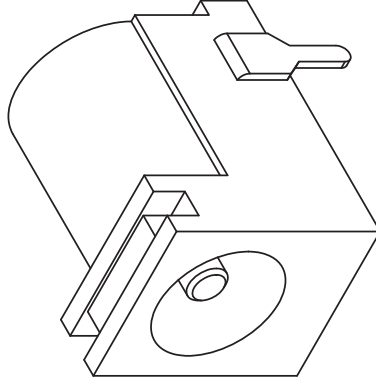


PCB LAYOUT
TOP VIEW



SPECIFICATIONS:
 RATING: 16V DC @ 2.5A
 CONTACT RESISTANCE: 30m OHMS MAX
 INSULATION RESISTANCE: 50M OHMS MIN: 100V DC
 VOLTAGE WITHSTAND: 500V AC R.M.S. FOR 1 MINUTE
 LIFE: 5,000 CYCLES
 OPERATING TEMP: -25° ~ +85°C

CENTER PIN	MATERIAL	PLATING
TERMINAL 1	Copper	Nickel
TERMINAL 2	Brass	Tin
TERMINAL 3	Copper Alloy	Tin
HOUSING	Brass	Tin
	PBT	



TOLERANCE:
 X.X ±0.2mm
 X.XX ±0.1mm
 X.XXX ±0.05mm



20050 SW 112th Ave.
 Tualatin, OR 97062
 Phone: 503-612-2300
 800-275-4899
 Fax: 503-612-2383
 Website: www.cui.com

TITLE:	DC POWER JACK	REV:	B
PART NO:	PJ-102A	UNITS:	MM [INCHES]
DRAWN BY:	ZRJ	APPROVED BY:	
		SCALE:	3:1